



národní
úložiště
šedé
literatury

Characterization of Equivalent Black carbon (EBC) at a Regional Background Site in Central Europe: Variability and Source Identification.

Mbengue, S.
2018

Dostupný z <http://www.nusl.cz/ntk/nusl-387697>

Dílo je chráněno podle autorského zákona č. 121/2000 Sb.

Tento dokument byl stažen z Národního úložiště šedé literatury (NUŠL).

Datum stažení: 09.04.2024

Další dokumenty můžete najít prostřednictvím vyhledávacího rozhraní nusl.cz.

CHARACTERIZATION OF EQUIVALENT BLACK CARBON (EBC) AT A REGIONAL BACKGROUND SITE IN CENTRAL EUROPE: VARIABILITY AND SOURCE IDENTIFICATION

Saliou MBENGUE¹, Norbert SERFOZO¹, Adéla Holubová ŠMEJKALOVÁ^{1,2,3,4}, Ivan HOLOUBEK^{1,5}

¹CzechGlobe - Global Change Research Institute, CAS, Brno 60300, Czech Republic, mbengue.s@czechglobe.cz, serfozo.n@czechglobe.cz

²Institute of Chemical Process Fundamentals CAS, Prague, CZ-18000, Czech Republic

³Czech Hydrometeorological Institute, Košetice Observatory, Košetice, 394 22, Czech Republic, adela.holubova@chmi.cz

⁴Institute for Environmental Studies, Faculty of Science, Charles University, Prague, 128 01 Czech Republic

⁵Research Centre for Toxic Compounds in the Environment, Masaryk University, Brno, 62500, Czech Republic, holoubek@recetox.muni.cz

Keywords: Equivalent Black Carbon, 7-wavelength aethalometer, Ångström absorption exponent, Delta-C, BC variability and sources.

INTRODUCTION

Black carbon (BC) is recognized to play an important role on adverse public health and in the Earth's climate system (Bond et al., 2013). It is the most efficient light-absorbing aerosol species in the visible spectrum emitted as primary pollutant from a variety of combustion related sources. Although measurements of Equivalent Black Carbon (EBC) with multiple wavelength aethalometer have been used to provide insights regarding the influence of fossil fuel (traffic emissions) and wood smoke in ambient air (Sandradewi et al., 2008; Vaishya et al 2017), scarce studies have been reported in Eastern Central Europe using real-time EBC measurements.

This study focuses on the seasonal, diurnal and weekly trends of EBC at a regional background site in Central Europe during a 5-year measurement. Our aim is to identify the potential sources of EBC, especially the influence from fossil fuel and biomass burning.

EXPERIMENTAL SETUP

The EBC in PM₁₀ is monitored from September 2012 to December 2017 at the rural background NAOK (National Atmospheric Observatory Košetice, 49°35' N, 15°05' E), central Czech Republic. Ground based measurements were performed with at 5 min time resolution using a 7-wavelength aethalometer (AE31, Magee Scientific). The EBC data have been corrected for loading effect (Virkkula et al, 2007).

Delta-C variable (Delta-C = EBC_{370 nm} – EBC_{880 nm}), a proxy for biomass burning (Wang et al. 2011) and Ångström absorption exponent (α -value) were calculated for source identification (Sandradewi et al., 2008; Vaishya et al 2017).

RESULTS AND CONCLUSIONS

The wavelength dependence of light absorption by collected aerosols has been investigated to identify the potential sources of EBC at the rural site. Figure 1 shows a clear seasonal trend of EBC concentrations with higher values during the colder months (winter: $EBC_{370nm} = 1.53 \pm 1.25 \mu g/m^3$, $EBC_{880nm} = 1.00 \pm 0.87 \mu g/m^3$) and lower values during warmer months (summer: $EBC_{370nm} = 0.45 \pm 0.26 \mu g/m^3$, $EBC_{880nm} = 0.44 \pm 0.29 \mu g/m^3$).

In winter wood burning is the important sources of BC consistent with the higher Delta-C and α -value measured during this season compare to summer when fossil fuel combustion is the main source of EBC. This result is also in agreement with preliminary comparison with Levoglucosan (tracer of wood smoke), which show that there is higher correlation between Levoglucosan and Delta-C ($r = 0.86$) and α -value ($r = 0.69$) observed in winter.

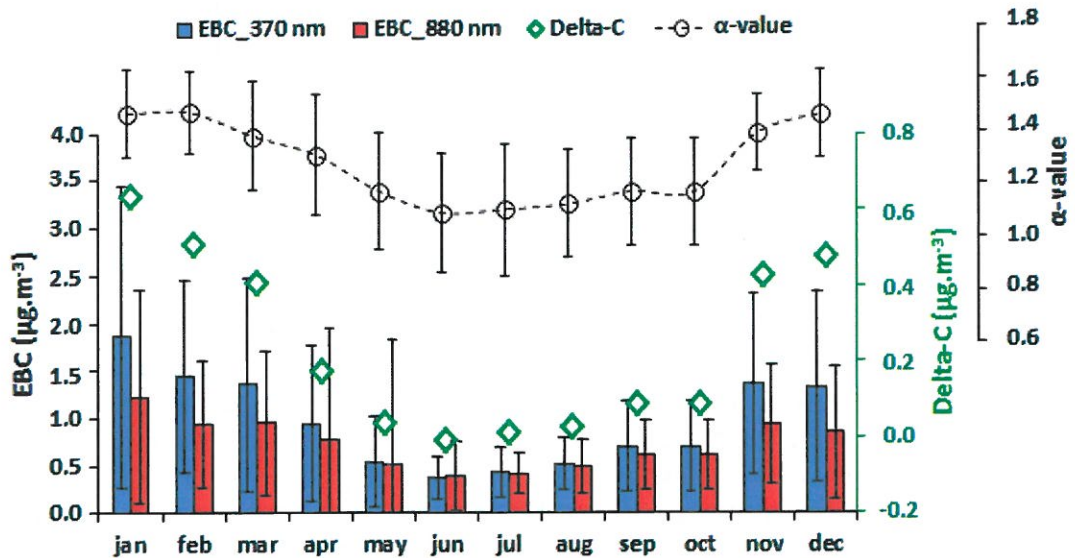


Fig.1: Monthly and seasonal variation of EBC, Delta-C and α -value at the NAOK.

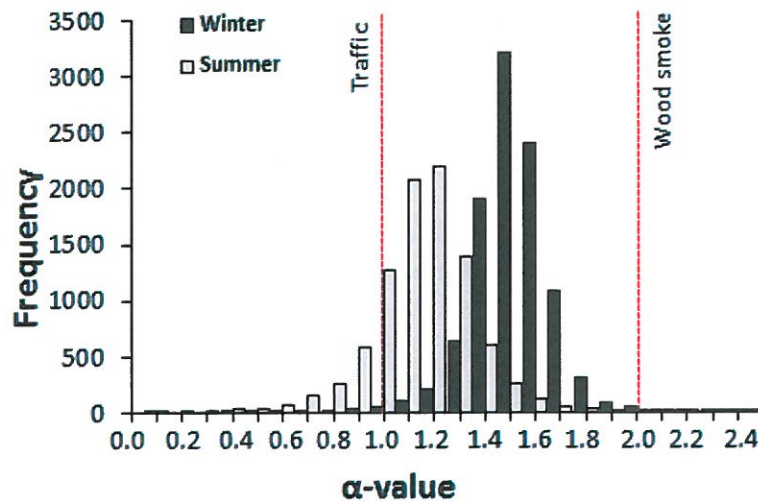


Fig.2: Distribution of mean α -value for 2012-2017.

The distribution of α -value during the long-term measurement is depicted in Figure 2. The measured α -value (1.1 ± 0.2) in summer is consistent with reported value for traffic emissions (Sandradewi et al., 2008). In winter, increased emissions from wood burning lead to a higher α -value (1.5 ± 0.2), see also Figure 1.

Diurnal cycles of EBC (Fig. 3) is more pronounced in winter than in summer with a morning rush hour peak, afternoon/evening maximum and lower concentrations observed at noon when the mixing height reaches a peak (i.e. higher dispersion of pollutants). In winter, the diurnal cycle shows an increasing EBC concentration in the evening time with a corresponding maximum Delta-C values that could be attributed to the increased wood burning.

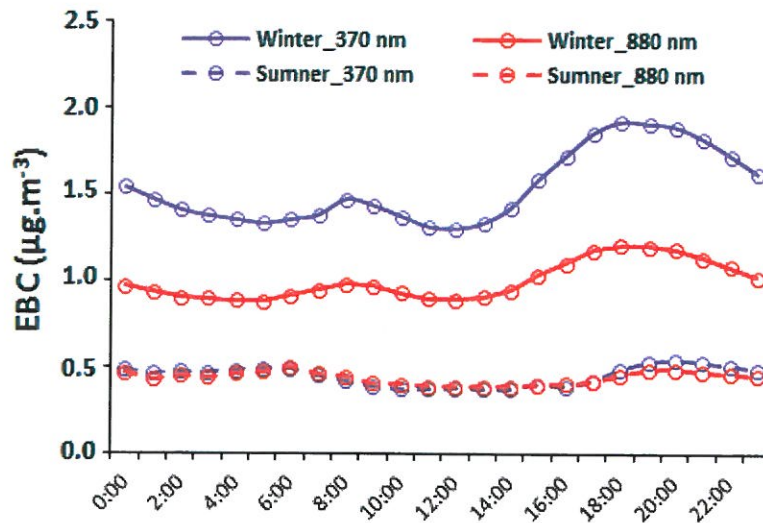


Fig.3: Diurnal cycles of EBC (in $\mu\text{g}/\text{m}^3$) during winter and summer.

In winter, lower concentrations of EBC are observed on Sunday compared to the rest of the week due to reduced emissions from human activity during weekends. During this season when worsening of atmospheric dilution exists, concentrations still high on Saturday that could be related to transport and accumulation of pollutants emitted from the previous working days. $\text{EBC}_{370\text{nm}} > \text{EBC}_{880\text{nm}}$ is observed during summer on Friday afternoons and the weekends which could be connected to the influence of wood smoke from barbeques.

Furthermore, the influence of fossil fuel and biomass burning will be investigated in detail by comparing EBC/Delta-C/ α -value and other parallel measurements of atmospheric pollutants (CO/NO_x) at NAOK.

ACKNOWLEDGEMENTS

This work was supported from European Regional Development Fund-Project "ACTRIS-CZ RI" (No. CZ.02.1.01/0.0/0.0/16_013/0001315), European Union's Horizon 2020 research and innovation programme under grant agreement No 654109 and is supported by Ministry of Education, Youth and Sports of the Czech Republic within project for support of national research infrastructure ACTRIS – participation of the Czech Republic (ACTRIS-CZ - LM2015037).

REFERENCES

- Bond, T.C., Doherty, S.J., Fahey et al., Bounding the role of black carbon in the climate system: A scientific assessment. *J. Geophys. Res. Atmos.* 118, 5380–5552 (2013).
- Sandradewi, J., Prévôt, A.S.H., Szidat, S. et al., Using aerosol light absorption measurements for the quantitative determination of wood burning and traffic emission contribution to particulate matter. *Environ. Sci. Technol.* 42, 3316–3323 (2008).
- Vaishya, A., Singh, P., Rastogi, S. and Babu, S.S., Aerosol black carbon quantification in the central Indo-Gangetic Plain: Seasonal heterogeneity and source apportionment. *Atmos. Res.* 185, 13–21 (2017).
- Virkkula, A., Mäkelä, T., Hillamo, R. et al., A simple procedure for correcting loading effects of aethalometer data. *J. the Air Waste Manage. Assoc.* 57, 1214–1222 (2007).