



národní
úložiště
šedé
literatury

Vývoj indexů cen výrobců - 4. čtvrtletí 2015

Český statistický úřad
2016

Dostupný z <http://www.nusl.cz/ntk/nusl-374517>

Dílo je chráněno podle autorského zákona č. 121/2000 Sb.

Tento dokument byl stažen z Národního úložiště šedé literatury (NUŠL).

Datum stažení: 14.07.2024

Další dokumenty můžete najít prostřednictvím vyhledávacího rozhraní nusl.cz .

ANALYSIS

January 18, 2016

PRODUCER PRICE INDICES IN Q4 2015 AND IN THE YEAR 2015

In Q4 2015, compared to Q3 2015, agricultural producer prices and prices of market services were both higher by 2.7% and 0.7%, respectively. Construction work, according to an estimate also grew by 0.3%. Industrial producer prices decreased by 1.2%.

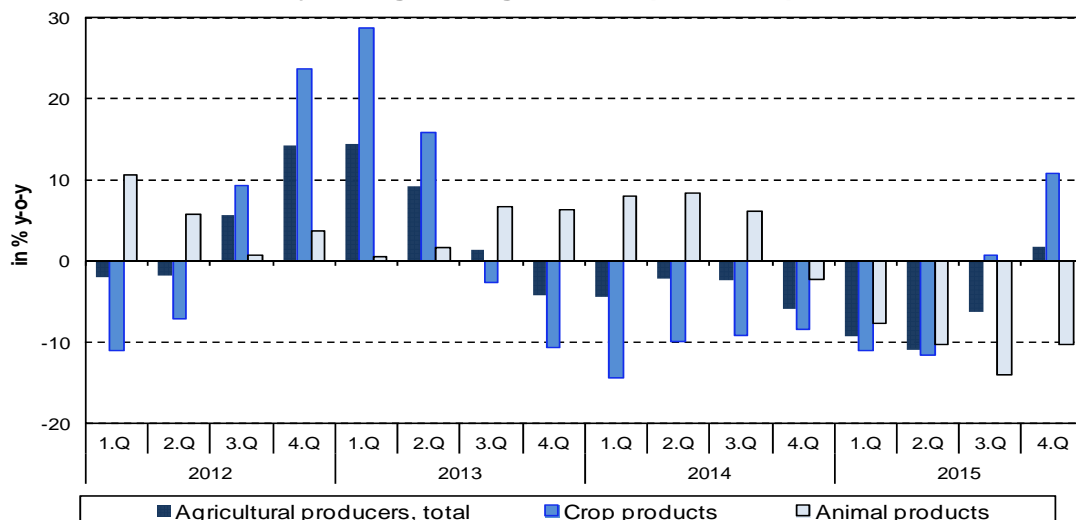
In comparison with Q4 2014, prices of agricultural producers went up by 1.8% and construction work prices, according to an estimate rose by 1.3% in Q4 2015. Prices of industrial producers and prices of market services were both lower by 3.5% and 0.1%, respectively.

In comparison with the year 2014, on average for the whole year 2015 prices of agricultural producers and industrial producers were both lower by 6.0% and 3.2%, respectively. Prices of construction works increased by 1.2%. Prices of market services stayed unchanged.

Compared to Q3 2015, agricultural producer prices went up by 2.7% in Q4 2015. Increasing were prices of vegetables (+12.8%), potatoes (+9.1%) and eggs (+8.7%). On the increase were also prices of poultry (+2.7%), oil plants (+1.8%) and cereals (+1.4%). Decreasing were prices of fruit (-2.2%), pigs for slaughter (-1.6%) and cattle for slaughter (-1.5%).

Prices of agricultural producers in Q4 2015 compared to Q4 2014 were higher by 1.8%. Prices of crop products grew by 10.9% and prices of animal products fell by 10.2%. Higher prices in crop products were mainly affected by prices of vegetables (+71.5%), potatoes (+40.3%), fruit (+28.0%), oil plants (+10.9%) and cereals (+4.0%). Among animal products prices decreases were recorded in milk (-19.7%), pigs for slaughter (-5.8%) and eggs (-5.6%). Increasing were prices of cattle for slaughter by 3.0%.

Y-o-y changes of agricultural producer prices



Information Services Unit – Headquarters

Are you interested in the latest data connected with inflation, GDP, population, wages and much more?

You can find them on pages of the Czech Statistical Office on the Internet: www.czso.cz

tel: +420 274 052 304, e-mail: infoservis@czso.cz

ANALYSIS

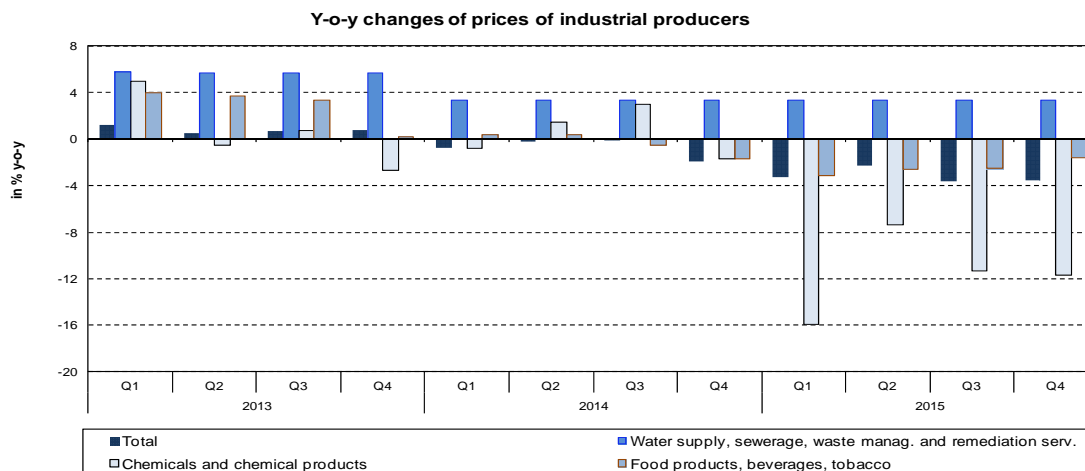
In comparison with Q3 2015, prices of **industrial producers** decreased by 1.2% in **Q4 2015**. Prices fell primarily in 'coke, refined petroleum products'. Prices were lower in 'chemicals and chemical products' (-5.7%), 'basic metals, fabricated metal products' (-1.8%) and 'food products, beverages, tobacco' (-0.9%). Prices rose in 'furniture, other manufactured products' (+0.2%).

Industrial producer price indices (previous quarter = 100)

Code	Name	2015			
		Q1	Q2	Q3	Q4
	TOTAL	98,0	101,0	98,8	98,8
B	Mining and quarrying	100,2	100,3	99,1	99,5
C	Manufactured products	97,5	101,2	98,5	98,3
CA	Food products, beverages, tobacco	99,5	100,0	99,8	99,1
CB	Textiles, clothes, leather and leather products	99,9	99,5	100,5	100,1
CC	Wood, wood product, paper, printing	100,1	99,7	99,5	100,0
CD	Coke, refined petroleum products	79,8	i.d.	i.d.	i.d.
CE	Chemicals and chemical products	88,0	109,8	96,8	94,3
CF	Basic pharmaceutical products	100,9	99,5	99,5	99,5
CG	Rubber and plastic prod., other non-metallic min. prod.	99,5	99,9	100,0	99,7
CH	Basic metals, fabricated metal products	99,6	99,2	98,9	98,2
CI	Computer, electronic and optical products	100,8	99,1	99,2	100,1
CJ	Electrical equipments	99,7	100,2	98,8	99,2
CK	Machinery and equipment n.e.c.	100,1	100,0	99,9	99,8
CL	Transport equipment	100,2	99,0	99,4	99,9
CM	Furniture, other manufactured product	101,5	100,0	99,9	100,2
D	Electricity, gas, steam and air conditioning	99,2	99,9	100,0	100,1
E	Water supply, sewerage, waste manag. and rem. serv.	103,4	100,0	100,0	100,0

Note: i.d. - individual data

Prices of **industrial producers** were lower by 3.5% in **Q4 2015 y-o-y** (-3.6% in Q3 2015). Prices fell especially in 'coke, refined petroleum products'. Prices were lower in 'chemicals and chemical products' (-11.7%), 'basic metals, fabricated metal products' (-3.9%) and 'food products, beverages, tobacco' (-1.6%). Prices increased in 'water supply, sewerage, waste management and remediation services' (+3.4%) and 'furniture, other manufactured products' (+1.6%).



Information Services Unit – Headquarters

Are you interested in the latest data connected with inflation, GDP, population, wages and much more?

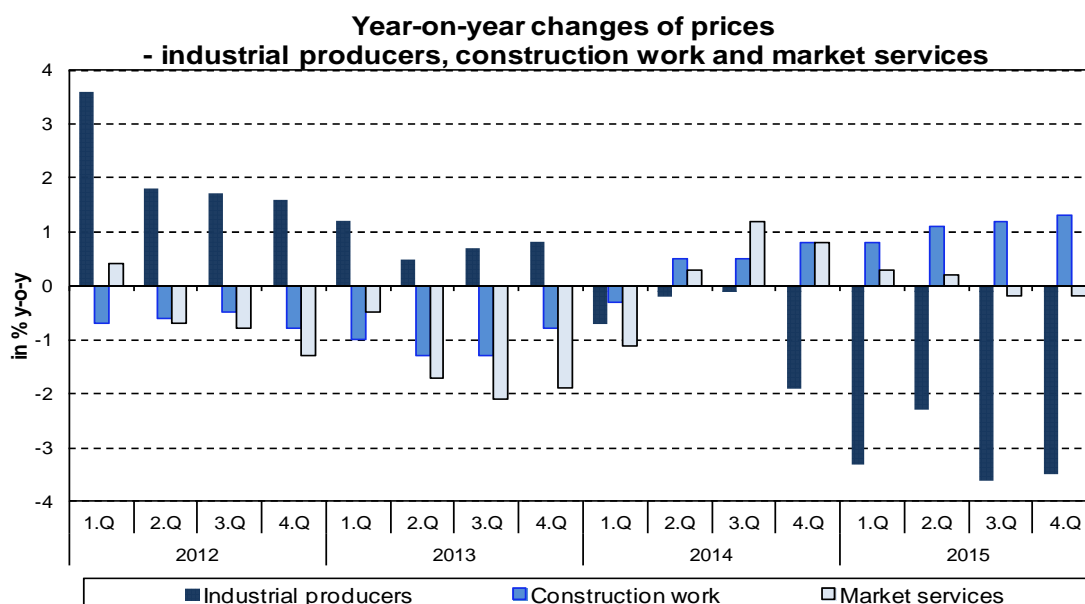
You can find them on pages of the Czech Statistical Office on the Internet: www.czso.cz

tel: +420 274 052 304, e-mail: infoservis@czso.cz

ANALYSIS

According to an estimate, **construction work** prices in **Q4 2015** compared to **Q3 2015** (after specification) were higher by 0.3%, prices of construction material input were lower by 0.6% quarter-on-quarter.

According to an estimate, **construction work** prices in **Q4 2015** compared to the **corresponding period of 2014 (after specification)** rose by 1.3%, prices of construction material input fell by 1.1% y-o-y.



In comparison to Q3 2015, prices of **market services** went up by 0.7% in **Q4 2015**. Higher were especially prices of ‘advertising and market research services’ by 10.9%. Lower were prices of ‘land transport services and transport services via pipelines’ and ‘information services’ (-0.6% both). Prices of market services excluding advertising services stayed unchanged.

In Q4 2015, prices of **market services** fell by 0.1% in total compared to **Q4 2014**. Price decreases were recorded in ‘land transport services and transport services via pipelines’ (-1.8%), ‘real estate services’ (-1.1%) and ‘insurance services’ (-0.9%). Higher prices were in ‘postal and courier services’ (+6.9%), ‘publishing services’ (+3.1%) and ‘advertising and market research services’ (+2.6%). Prices of market services excluding advertising services decreased by 0.4%.

Producer prices in 2015

In comparison to 2014, **agricultural producer** prices in 2015 were lower by 6.0% on average (-3.7% in 2014). Prices of crop products fell by 2.2% and prices of animal products decreased by 10.5%. Prices of oil plants (-2.8%), cereals (-5.6%) and potatoes (-9.2%) were lower. Prices of fruit (+12.9%) and vegetables (+30.6%) were higher. Among animal products prices decreases were recorded in pigs for slaughter (-12.0%) and milk (-17.2%). Prices of cattle for slaughter and eggs were both higher by 2.7% and 0.5%, respectively.

Information Services Unit – Headquarters

Are you interested in the latest data connected with inflation, GDP, population, wages and much more?

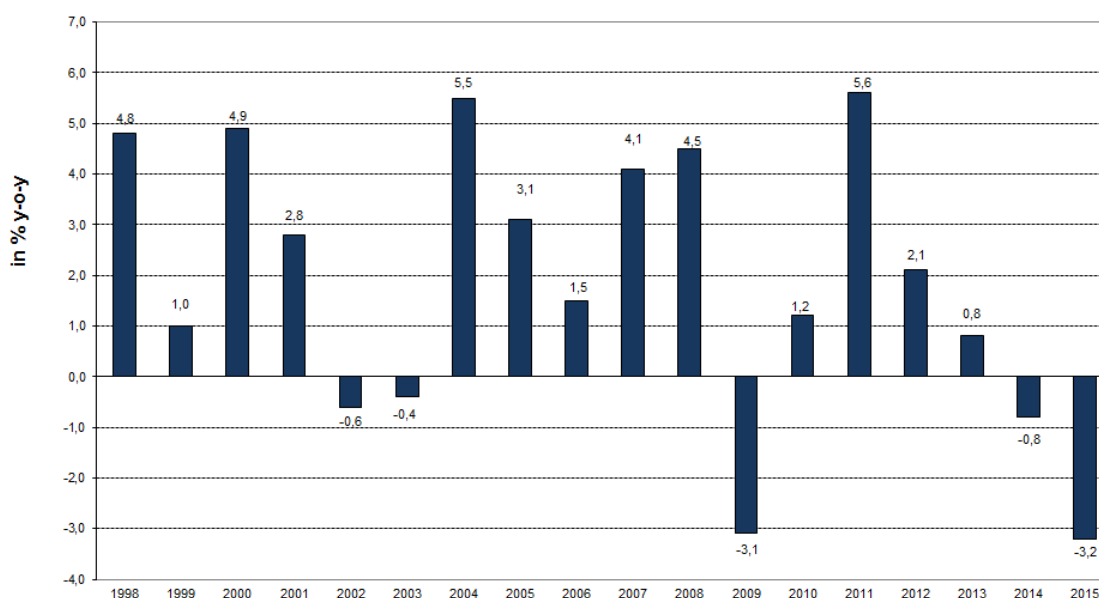
You can find them on pages of the Czech Statistical Office on the Internet: www.czso.cz

tel: +420 274 052 304, e-mail: infoservis@czso.cz

ANALYSIS

Prices of **industrial producers** went down by 3.2% in 2015 y-o-y (-0.8% in 2014). Prices went down primarily in 'coke, refined petroleum products'. Prices were lower in 'chemicals and chemical products' (-11.6%), 'food products, beverages, tobacco' (-2.5%) and 'basic metals, fabricated metal products' (-1.5%). Prices rose in 'water supply, sewerage, waste management and remediation services' (+3.4%). Higher were also prices in 'furniture, other manufactured products' (+1.6%), thereof 'installation services of industrial machinery and equipment' (+2.6%) and 'repair services of fabricated metal products, machinery and equipment' (+1.7%), prices of 'furniture' stayed unchanged in comparison to 2014.

Y-o-y changes of prices of industrial producers



According to monthly estimates, **construction work** prices went up by 1.2% y-o-y (+0.5% in 2014 after the specification). Construction material input prices went down by 0.4% on average for the whole year 2015 (+1.1% in 2014).

Market services prices in the business sphere stayed unchanged (+0.3% in 2014). Increasing were prices of 'postal and courier services' (+6.4%) and 'financial services, except insurance and pension funding' (+3.0%). On the decrease were prices in 'land transport services and transport services via pipelines' (-1.4%) and 'information services' (-1.7%). Market services prices excluding advertising services were lower by 0.1% (+0.5% in 2014).

Information Services Unit – Headquarters

Are you interested in the latest data connected with inflation, GDP, population, wages and much more?

You can find them on pages of the Czech Statistical Office on the Internet: www.czso.cz

tel: +420 274 052 304, e-mail: infoservis@czso.cz

ANALYSIS

Industrial producer price indices

Code	Name	Corresponding period of the previous year = 100				
		2015				
		Q3	October	November	December	Q4
	TOTAL	96,4	96,1	96,3	97,1	96,5
B	Mining and quarrying	99,5	98,6	99,4	99,5	99,2
C	Manufactured products	95,5	95,1	95,4	96,5	95,7
CA	Food products, beverages, tobacco	97,5	98,4	98,5	98,4	98,4
CB	Textiles, clothes, leather and leather products	100,2	99,9	100,1	100,0	100,0
CC	Wood, wood product, paper, printing	99,2	99,5	99,3	99,2	99,4
CD	Coke, refined petroleum products	i.d.	i.d.	i.d.	i.d.	i.d.
CE	Chemicals and chemical products	88,7	84,6	87,7	92,9	88,3
CF	Basic pharmaceutical products	100,6	99,7	99,5	99,1	99,5
CG	Rubber and plastic products, other non-metallic min. products	99,5	99,5	98,9	98,8	99,1
CH	Basic metals, fabricated metal products	98,0	97,1	95,7	95,4	96,1
CI	Computer, electronic and optical products	99,5	99,2	99,2	99,2	99,2
CJ	Electrical equipments	98,9	98,1	97,9	97,7	97,9
CK	Machinery and equipment n.e.c.	100,0	99,9	99,7	99,7	99,8
CL	Transport equipment	99,0	98,9	98,4	98,4	98,5
CM	Furniture, other manufactured products	101,5	101,8	101,7	101,4	101,6
D	Electricity, gas, steam and air conditioning	99,2	99,1	99,1	99,1	99,1
E	Water supply, sewerage, waste manag. and remediation serv.	103,4	103,4	103,4	103,4	103,4

Note: i.d. - individual data

Text not edited for language.

Contact:

Ing. Miloslav Beranek

E-mail: miloslav.beranek@czso.cz

Phone: (+420) 274 052 665

Information Services Unit – Headquarters

Are you interested in the latest data connected with inflation, GDP, population, wages and much more?

You can find them on pages of the Czech Statistical Office on the Internet: www.czso.cz

tel: +420 274 052 304, e-mail: infoservis@czso.cz