



národní
úložiště
šedé
literatury

Vývoj indexů cen výrobců - 3. čtvrtletí 2015

Český statistický úřad
2015

Dostupný z <http://www.nusl.cz/ntk/nusl-374516>

Dílo je chráněno podle autorského zákona č. 121/2000 Sb.

Tento dokument byl stažen z Národního úložiště šedé literatury (NUŠL).

Datum stažení: 17.06.2024

Další dokumenty můžete najít prostřednictvím vyhledávacího rozhraní nusl.cz.

ANALYSIS

October 16, 2015

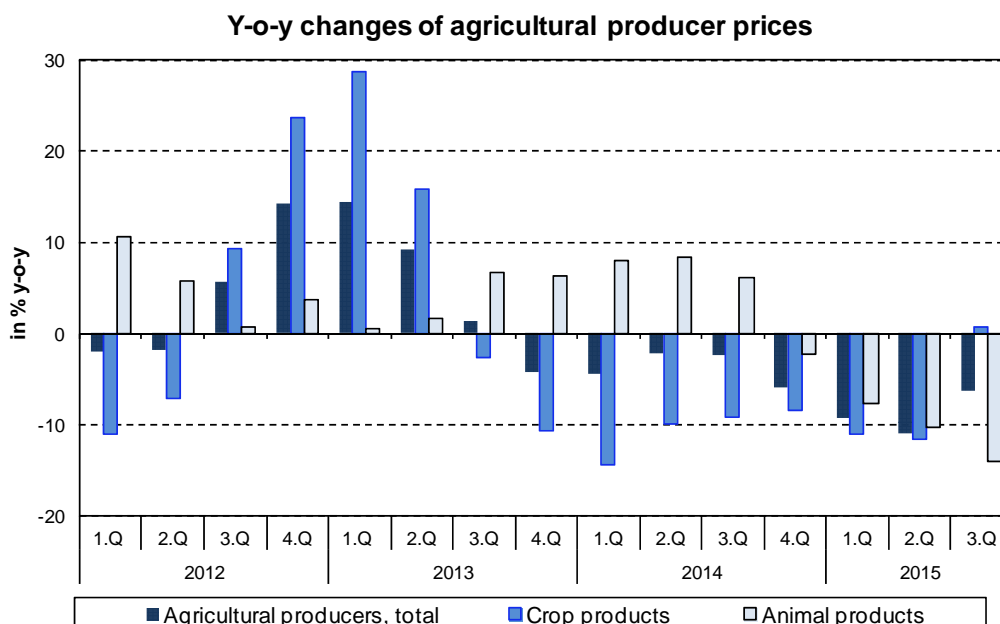
Producer price indices in Q3 2015

In Q3 2015, compared to Q2 2015, agricultural producer prices fell by 1.3% and industrial producer prices decreased by 1.2%. Prices of market services were also lower by 0.9%. Construction work, according to an estimate went up by 0.2%.

In comparison with Q3 2014, prices of agricultural producers went down by 6.3%, prices of industrial producers fell by 3.6% and prices of market services decreased by 0.2% in Q3 2015. Construction work prices, according to an estimate, rose by 1.2%.

Compared to **Q2 2015**, **agricultural producer** prices went down by 1.3% in **Q3 2015**. Decreasing were prices of milk (-10.1%), fruit (-2.3%), cereals (-1.9%) and eggs (-1.5%). On the increase were prices of pigs for slaughter (+3.5%) and fresh vegetables (+2.7%).

Prices of **agricultural producers** in **Q3 2015** compared to **Q3 2014** were lower by 6.3%. Prices of crop products grew by 0.7% and prices of animal products fell by 13.9%. Higher prices in crop products were mainly affected by prices of fresh vegetables (+30.7%), potatoes (+13.9%), fruit (+13.5%) and oil plants (+2.6%). On the decrease were prices of cereals (-5.4%). Among animal products prices decreases were recorded in milk (-22.6%) and pigs for slaughter (-15.2%). Increasing were prices of cattle for slaughter (+2.6%) and eggs (+4.7%).



In comparison with **Q2 2015**, prices of **industrial producers** decreased by 1.2% in Q3 2015. Prices fell primarily in 'coke, refined petroleum products'. Prices were lower in 'chemicals and chemical products' (-3.2%), 'mining and quarrying' (-0.9%) and 'food products, beverages, tobacco' (-0.2%). Prices rose in 'textiles, clothes, leather and leather products' (+0.5%).

Information Services Unit – Headquarters

Are you interested in the latest data connected with inflation, GDP, population, wages and much more?

You can find them on pages of the Czech Statistical Office on the Internet: www.czso.cz

tel: +420 274 052 304, e-mail: infoservis@czso.cz

ANALYSIS

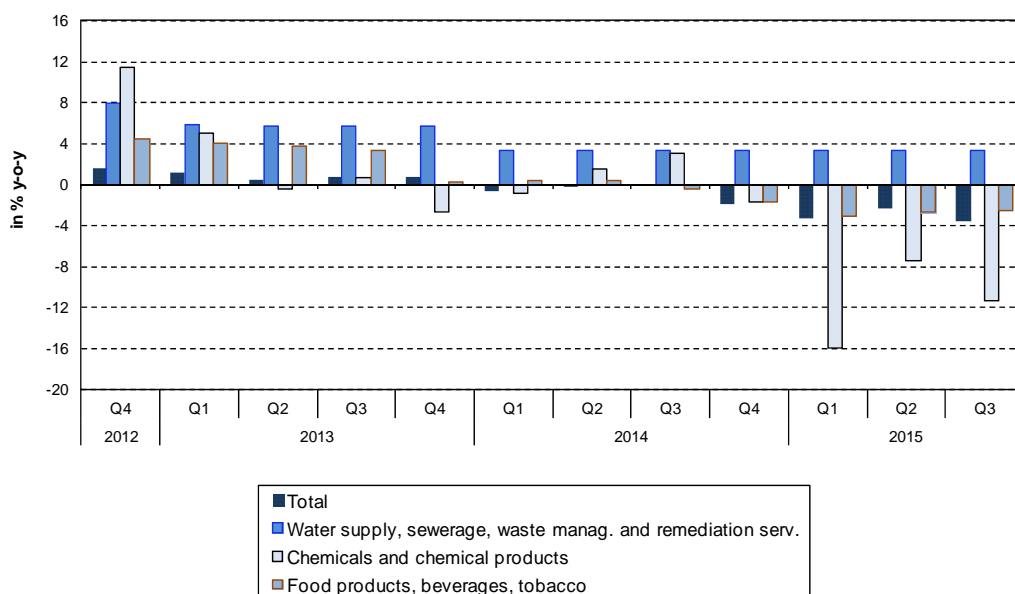
Industrial producer price indices (previous quarter = 100)

Code	Name	2014	2015		
		Q4	Q1	Q2	Q3
	TOTAL	98,6	98,0	101,0	98,8
B	Mining and quarrying	99,8	100,2	100,3	99,1
C	Manufactured products	98,2	97,5	101,2	98,5
CA	Food products, beverages, tobacco	98,1	99,5	100,0	99,8
CB	Textiles, clothes, leather and leather products	100,2	99,9	99,5	100,5
CC	Wood, wood product, paper, printing	99,9	100,1	99,7	99,5
CD	Coke, refined petroleum products	86,4	79,8	i.d.	i.d.
CE	Chemicals and chemical products	94,8	88,0	109,8	96,8
CF	Basic pharmaceutical products	100,7	100,9	99,5	99,5
CG	Rubber and plastic prod., other non-metallic min. prod.	100,0	99,5	99,9	100,0
CH	Basic metals, fabricated metal products	100,3	99,6	99,2	98,9
CI	Computer, electronic and optical products	100,3	100,8	99,1	99,2
CJ	Electrical equipments	100,2	99,7	100,2	98,8
CK	Machinery and equipment n.e.c.	100,1	100,1	100,0	99,9
CL	Transport equipment	100,3	100,2	99,0	99,4
CM	Furniture, other manufactured product	100,1	101,5	100,0	99,9
D	Electricity, gas, steam and air conditioning	100,1	99,2	99,9	100,0
E	Water supply, sewerage, waste manag. and rem. serv.	100,0	103,4	100,0	100,0

Note: i.d. - individual data

Prices of **industrial producers** were lower by 3.6% in **Q3 2015 y-o-y** (-2.3% in Q2 2015). Prices fell especially in 'coke, refined petroleum products'. Prices were lower in 'chemicals and chemical products' (-11.3%) and 'food products, beverages, tobacco' (-2.5%). Prices increased in 'water supply, sewerage, waste management and remediation services' (+3.4%) and 'furniture, other manufactured products' (+1.5%).

Y-o-y changes of prices of industrial producers



Information Services Unit – Headquarters

Are you interested in the latest data connected with inflation, GDP, population, wages and much more?

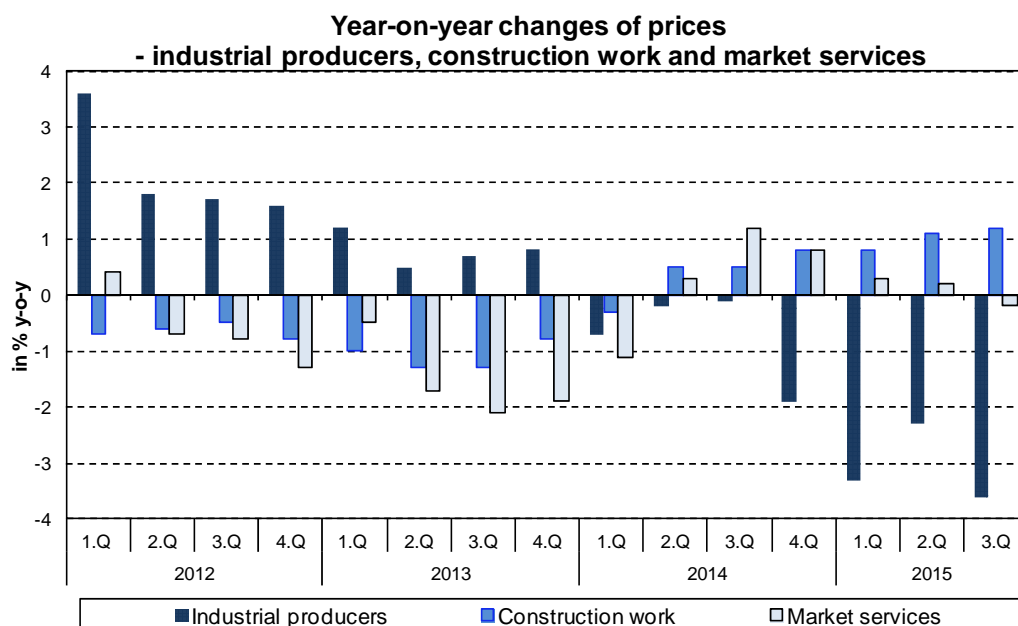
You can find them on pages of the Czech Statistical Office on the Internet: www.czso.cz

tel: +420 274 052 304, e-mail: infoservis@czso.cz

ANALYSIS

According to an estimate, **construction work** prices in **Q3 2015** compared to **Q2 2015** (after specification) were higher by 0.2%, prices of construction material input were lower by 0.4% quarter-on-quarter.

According to an estimate, **construction work** prices in **Q3 2015** compared to the **corresponding period of 2014 (after specification)** rose by 1.2%, prices of construction material input fell by 0.5% y-o-y.



In comparison to Q2 2015, prices of **market services** went down by 0.9% in **Q3 2015**. Lower were especially prices of 'advertising and market research services' (-10.2%), 'insurance services' (-1.0%) and 'information services' (-0.6%). Prices of market services excluding advertising services decreased by 0.1%.

In Q3 2015, prices of **market services** fell by 0.2% in total compared to **Q3 2014**. Price decreases were recorded in 'land transport services and transport services via pipelines' (-1.8%), 'real estate services' (-1.2%) and 'insurance services' (-0.7%). Higher prices were in 'postal and courier services' (+6.9%), 'publishing services' (+3.5%) and 'advertising and market research services' (+1.1%). Prices of market services excluding advertising services decreased by 0.3%.

ANALYSIS

Industrial producer price indices

Code	Name	Corresponding period of the previous year = 100				
		2015				
		Q2	July	August	September	Q3
	TOTAL	97,7	97,0	96,3	95,8	96,4
B	Mining and quarrying	100,0	100,4	99,7	98,3	99,5
C	Manufactured products	97,1	96,4	95,3	94,8	95,5
CA	Food products, beverages, tobacco	97,4	97,4	97,4	97,6	97,5
CB	Textiles, clothes, leather and leather products	99,6	99,8	100,4	100,3	100,2
CC	Wood, wood product, paper, printing	99,8	99,2	99,1	99,3	99,2
CD	Coke, refined petroleum products	i.d.	i.d.	i.d.	i.d.	i.d.
CE	Chemicals and chemical products	92,6	91,6	88,9	85,6	88,7
CF	Basic pharmaceutical products	101,4	101,2	100,7	99,8	100,6
CG	Rubber and plastic products, other non-metallic min. products	99,4	99,6	99,3	99,5	99,5
CH	Basic metals, fabricated metal products	99,6	98,7	97,7	97,5	98,0
CI	Computer, electronic and optical products	100,7	100,0	99,1	99,3	99,5
CJ	Electrical equipments	100,7	99,9	98,6	98,2	98,9
CK	Machinery and equipment n.e.c.	100,2	100,2	100,0	99,9	100,0
CL	Transport equipment	99,9	99,3	98,6	99,1	99,0
CM	Furniture, other manufactured products	101,7	101,5	101,3	101,6	101,5
D	Electricity, gas, steam and air conditioning	99,3	99,3	99,2	99,2	99,2
E	Water supply, sewerage, waste manag. and remediation serv.	103,4	103,4	103,4	103,4	103,4

Note: i.d. - individual data

Text not edited for language.

Contact:

Ing. Miloslav Beranek

E-mail: miloslav.beranek@czso.cz

Phone: (+420) 274 052 665

Information Services Unit – Headquarters

Are you interested in the latest data connected with inflation, GDP, population, wages and much more?

You can find them on pages of the Czech Statistical Office on the Internet: www.czso.cz

tel: +420 274 052 304, e-mail: infoservis@czso.cz