



národní  
úložiště  
šedé  
literatury

## **Vývoj indexů cen výrobců - 2. čtvrtletí 2015**

Český statistický úřad  
2015

Dostupný z <http://www.nusl.cz/ntk/nusl-374515>

Dílo je chráněno podle autorského zákona č. 121/2000 Sb.

Tento dokument byl stažen z Národního úložiště šedé literatury (NUŠL).

Datum stažení: 29.04.2024

Další dokumenty můžete najít prostřednictvím vyhledávacího rozhraní [nusl.cz](http://nusl.cz) .

## ANALYSIS

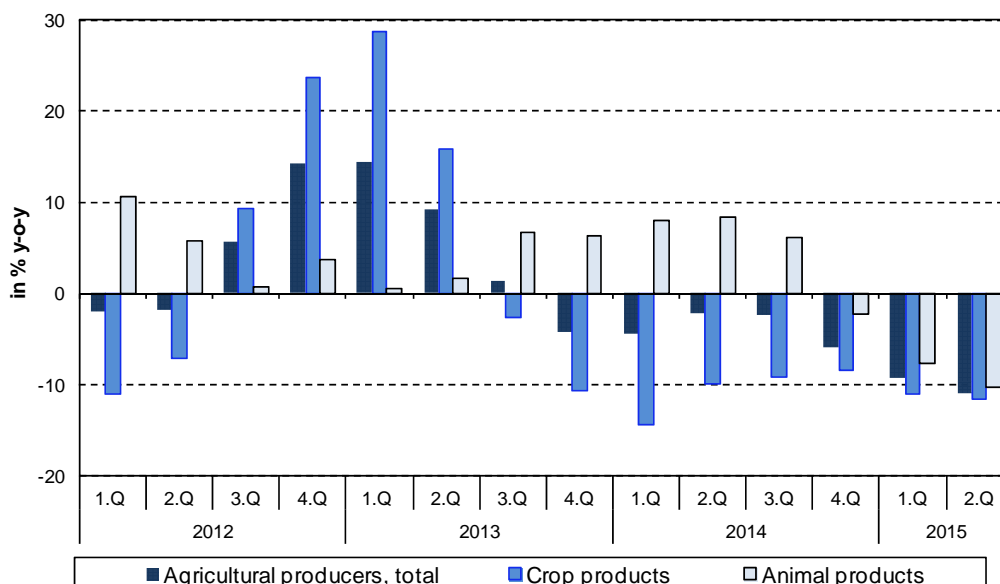
July 17, 2015

### PRODUCER PRICE INDICES IN 2<sup>ND</sup> QUARTER OF 2015

In Q2 2015, compared to Q1 2015, agricultural producer prices fell by 1.6%. Industrial producer prices grew by 1.0% and construction work, according to an estimate went up by 0.3%. Prices of market services were also higher by 0.7%. In comparison with Q2 2014, prices of agricultural producers were lower by 10.9% and prices of industrial producers fell by 2.3%. Construction work prices, according to an estimate, rose by 1.1% and prices of market services by 0.2%.

Compared to Q1 2015, agricultural producer prices went down by 1.6% in Q2 2015. Decreasing were prices of milk (-6.2%) and eggs (-10.5%). On the increase were prices of oil plants (+2.5%), fruit (+16.4%) and fresh vegetables (+51.8%). Prices of agricultural producers in Q2 2015 compared to Q2 2014 were lower by 10.9%. Prices of crop products fell by 11.6% and prices of animal products also decreased by 10.3%. Lower prices in crop products were mainly affected by prices of potatoes (-29.6%), oil plants (-12.2%) and cereals (-11.4%). On the increase were prices of fresh vegetables (+6.3%) and fruit (+2.5%). Among animal products prices decreases were recorded in milk (-16.6%), pigs for slaughter (-12.6%) and eggs (-1.8%). Increasing were prices of cattle for slaughter by 3.0%.

Y-o-y changes of agricultural producer prices



## ANALYSIS

In comparison with Q1 2015, prices of **industrial producers** increased by 1.0% in Q2 2015. Prices rose the most in 'coke, refined petroleum products' (individual data) and 'chemicals and chemical products' (+9.8%). Prices remained stable in 'food products, beverages, tobacco'. Prices went down in 'transport equipment' (-1.0%), 'computers, electronic and optical products' (-0.9%) and 'basic metals, fabricated metal products' (-0.8%).

**Industrial producer price indices (previous quarter = 100)**

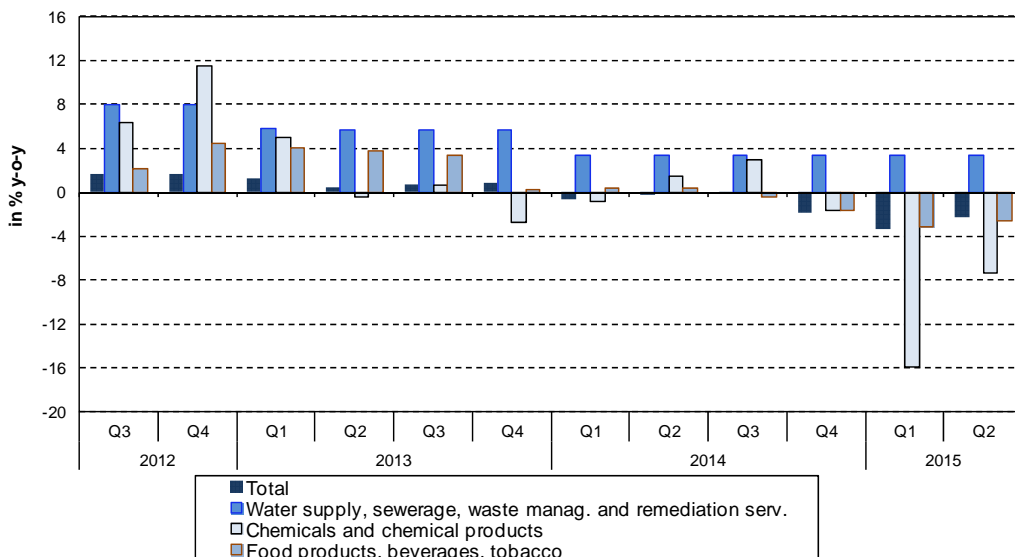
Code	Name	2014		2015	
		Q3	Q4	Q1	Q2
	<b>TOTAL</b>	<b>100,2</b>	<b>98,6</b>	<b>98,0</b>	<b>101,0</b>
<b>B</b>	<b>Mining and quarrying</b>	<b>99,8</b>	<b>99,8</b>	<b>100,2</b>	<b>100,3</b>
<b>C</b>	<b>Manufactured products</b>	<b>100,2</b>	<b>98,2</b>	<b>97,5</b>	<b>101,2</b>
CA	Food products, beverages, tobacco	99,7	98,1	99,5	100,0
CB	Textiles, clothes, leather and leather products	100,0	100,2	99,9	99,5
CC	Wood, wood product, paper, printing	100,1	99,9	100,1	99,7
CD	Coke, refined petroleum products	101,0	86,4	79,8	i.d.
CE	Chemicals and chemical products	101,0	94,8	88,0	109,8
CF	Basic pharmaceutical products	100,3	100,7	100,9	99,5
CG	Rubber and plastic prod., other non-metallic min. prod.	99,9	100,0	99,5	99,9
CH	Basic metals, fabricated metal products	100,5	100,3	99,6	99,2
CI	Computer, electronic and optical products	100,4	100,3	100,8	99,1
CJ	Electrical equipments	100,6	100,2	99,7	100,2
CK	Machinery and equipment n.e.c.	100,0	100,1	100,1	100,0
CL	Transport equipment	100,3	100,3	100,2	99,0
CM	Furniture, other manufactured product	100,1	100,1	101,5	100,0
<b>D</b>	<b>Electricity, gas, steam and air conditioning</b>	<b>100,1</b>	<b>100,1</b>	<b>99,2</b>	<b>99,9</b>
<b>E</b>	<b>Water supply, sewerage, waste manag. and rem. serv.</b>	<b>100,0</b>	<b>100,0</b>	<b>103,4</b>	<b>100,0</b>

Note: i.d. - individual data

Prices of **industrial producers** decreased by 2.3% in **Q2 2015 y-o-y** (-3.3% in Q1 2015). Prices fell markedly in 'coke, refined petroleum products' (individual data). Prices were lower in 'chemicals and chemical products' (-7.4%) and 'food products, beverages, tobacco' (-2.6%). Prices increased in 'water supply, sewerage, waste management and remediation services' (+3.4%), 'furniture, other manufactured products' (+1.7%) and 'basic pharmaceutical products' (+1.4%).

**ANALYSIS**

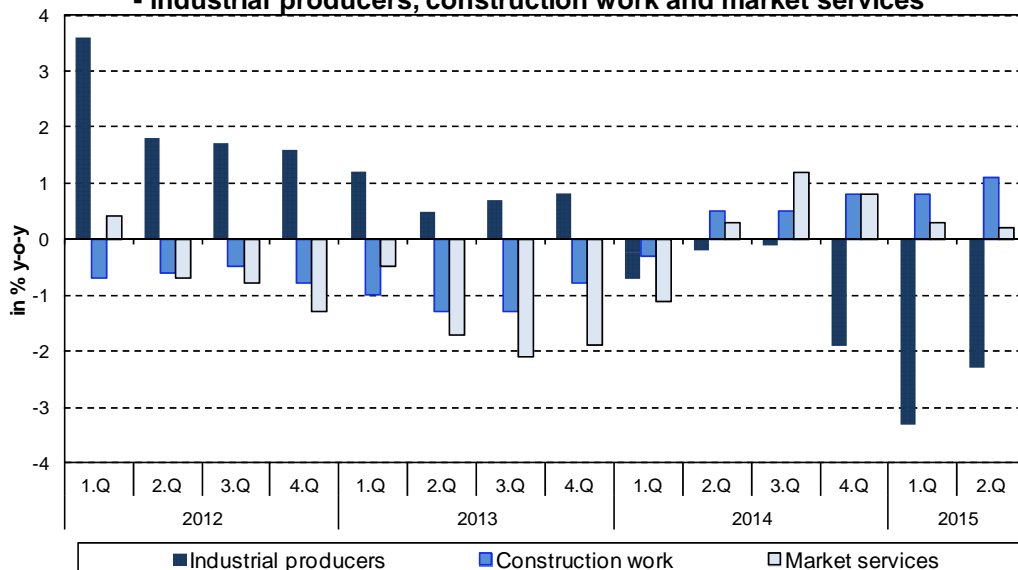
**Y-o-y changes of prices of industrial producers**



According to an estimate, **construction work** prices in **Q2 2015** compared to **Q1 2015** (after specification) were higher by 0.3%, prices of construction material input increased by 0.2% quarter-on-quarter.

According to an estimate, **construction work** prices in **Q2 2015** compared to the **corresponding period of 2014 (after specification)** rose by 1.1%, prices of construction material input grew by 0.2% y-o-y.

**Year-on-year changes of prices - industrial producers, construction work and market services**



**Information Services Unit - Headquarters**

Are you interested in the latest data connected with inflation, GDP, population, wages in industry and much more? You can find them on pages of the Czech Statistical Office on the Internet: [www.czso.cz](http://www.czso.cz)  
tel: +420 274 052 304, e-mail: [infoservis@czso.cz](mailto:infoservis@czso.cz)

## ANALYSIS

**In comparison to Q1 2015**, prices of **market services** went up by 0.7% in **Q2 2015**. Higher were especially prices of ‘advertising and market research services’ (+10.6%), ‘architectural and engineering services’ (+1.6%) and ‘postal and courier services’ (+2.2%). Lower were especially prices of ‘land transport services and transport services via pipelines’ (-0.8%) and ‘real estate services’ (-0.7%). Prices of market services excluding advertising services stayed unchanged.

**In Q2 2015**, prices of **market services** grew by 0.2% in total compared to **Q2 2014**. Price increases were recorded in ‘postal and courier services’ (+6.9%) and ‘financial services, except insurance and pension funding’ (+4.3%). Higher prices were in ‘advertising and market research services’ (+1.3%) and ‘architectural and engineering services’ (+0.7%). Lower prices were in ‘real estate services’ (-1.0%) and ‘land transport services and transport services via pipelines’ (-1.8%). Prices of market services excluding advertising services stayed unchanged.

### Industrial producer price indices

Code	Name	Corresponding period of the previous year = 100				
		2015				
		Q1	April	May	June	Q2
	<b>TOTAL</b>	<b>96,7</b>	<b>97,4</b>	<b>97,9</b>	<b>97,7</b>	<b>97,7</b>
<b>B</b>	<b>Mining and quarrying</b>	<b>98,9</b>	<b>99,1</b>	<b>100,3</b>	<b>100,6</b>	<b>100,0</b>
<b>C</b>	<b>Manufactured products</b>	<b>95,9</b>	<b>96,9</b>	<b>97,3</b>	<b>97,2</b>	<b>97,1</b>
CA	Food products, beverages, tobacco	96,9	97,5	97,0	97,5	97,4
CB	Textiles, clothes, leather and leather products	100,7	99,5	99,6	99,6	99,6
CC	Wood, wood product, paper, printing	100,6	100,0	99,7	99,7	99,8
CD	Coke, refined petroleum products	70,0	77,8	i.d.	i.d.	i.d.
CE	Chemicals and chemical products	84,1	90,4	93,6	93,7	92,6
CF	Basic pharmaceutical products	101,6	101,4	101,4	101,2	101,4
CG	Rubber and plastic products, other non-metallic min. products	99,4	99,0	99,3	99,7	99,4
CH	Basic metals, fabricated metal products	100,4	99,7	99,5	99,5	99,6
CI	Computer, electronic and optical products	100,8	101,2	100,6	100,2	100,7
CJ	Electrical equipments	99,6	100,6	101,0	100,6	100,7
CK	Machinery and equipment n.e.c.	100,1	100,2	100,3	100,1	100,2
CL	Transport equipment	100,7	100,0	100,0	99,8	99,9
CM	Furniture, other manufactured products	101,8	101,8	101,6	101,6	101,7
<b>D</b>	<b>Electricity, gas, steam and air conditioning</b>	<b>99,2</b>	<b>99,3</b>	<b>99,3</b>	<b>99,3</b>	<b>99,3</b>
<b>E</b>	<b>Water supply, sewerage, waste manag. and remediation serv.</b>	<b>103,4</b>	<b>103,4</b>	<b>103,4</b>	<b>103,4</b>	<b>103,4</b>

Note: i.d. - individual data

**Text not edited for language.**

#### Information Services Unit - Headquarters

Are you interested in the latest data connected with inflation, GDP, population, wages in industry and much more? You can find them on pages of the Czech Statistical Office on the Internet: [www.czso.cz](http://www.czso.cz)  
tel: +420 274 052 304, e-mail: [infoservis@czso.cz](mailto:infoservis@czso.cz)

## ANALYSIS

Contact:

Ing. Miloslav Beranek

E-mail: [miloslav.beranek@czso.cz](mailto:miloslav.beranek@czso.cz)

Phone: (+420) 274 052 665

---

### Information Services Unit - Headquarters

Are you interested in the latest data connected with inflation, GDP, population, wages in industry and much more? You can find them on pages of the Czech Statistical Office on the Internet: [www.czso.cz](http://www.czso.cz)

tel: +420 274 052 304, e-mail: [infoservis@czso.cz](mailto:infoservis@czso.cz)