



národní  
úložiště  
šedé  
literatury

## **Vývoj indexů cen výrobců - 1. čtvrtletí 2015**

Český statistický úřad  
2015

Dostupný z <http://www.nusl.cz/ntk/nusl-374514>

Dílo je chráněno podle autorského zákona č. 121/2000 Sb.

Tento dokument byl stažen z Národního úložiště šedé literatury (NUŠL).

Datum stažení: 27.07.2024

Další dokumenty můžete najít prostřednictvím vyhledávacího rozhraní [nusl.cz](http://nusl.cz) .

## ANALYSIS

April 17, 2015

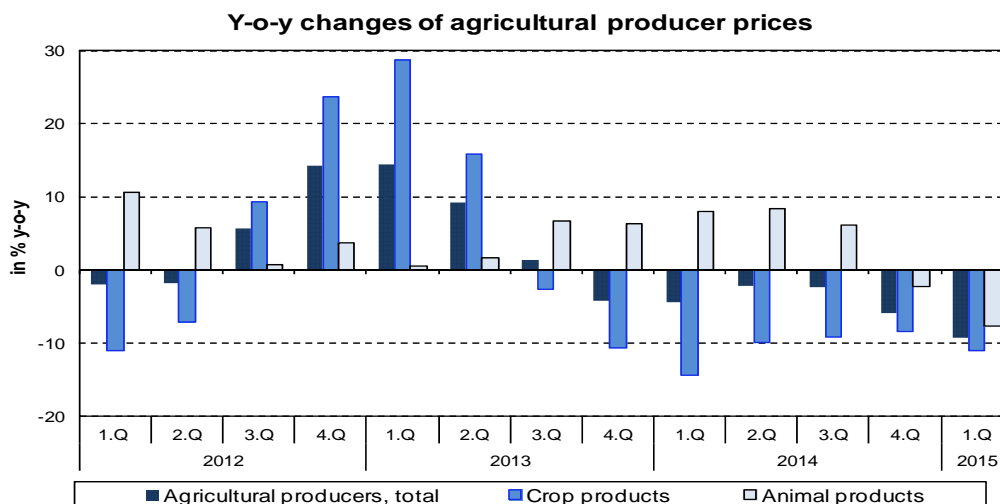
### PRODUCER PRICE INDICES IN 1<sup>ST</sup> QUARTER OF 2015

In Q1 2015, compared to Q4 2014, agricultural producer prices grew by 2.0% and construction work, according to an estimate, by 0.1%. Industrial producer prices decreased by 2.0% and prices of market services fell by 0.7%.

In comparison with Q1 2014, prices of agricultural producers were lower by 9.3% and prices of industrial producers 3.3%. Construction work prices, according to an estimate, were higher by 0.8% and prices of market services by 0.3%.

Compared to Q4 2014, agricultural producer prices grew by 2.0% in Q1 2015. Increasing were prices of fruit (+14.9%), oil plants (+6.6%), cereals (+3.9%), fresh vegetables (+2.3%) and cattle for slaughter (+1.6%). On the decrease were prices of pigs for slaughter (-7.9%), milk (-4.4%), potatoes (-2.9%) and eggs (-1.3%).

Prices of agricultural producers in Q1 2015 compared to Q1 2014 were lower by 9.3%. Prices of crop products fell by 11.0% and prices of animal products also decreased by 7.6%. Lower prices in crop products were mainly affected by prices of potatoes (-41.5%), oil plants (-9.3%) and cereals (-8.1%). On the decrease were also prices of fresh vegetables (-19.2%) and fruit (-15.4%). Among animal products prices decreases were recorded in pigs for slaughter (-14.0%) and milk (-10.5%). Increasing were prices of eggs (+5.6%) and cattle for slaughter (+2.2%).



In comparison with Q4 2014, prices of industrial producers decreased by 2.0% in Q1 2015. Prices fell the most in 'coke, refined petroleum products' (-20.2%), 'chemicals and chemical products' (-12.0%) and 'electricity, gas, steam and air conditioning' (-0.8%). Prices were lower in 'food products, beverages, tobacco' (-0.5%). Prices grew in 'water

#### Information Services Unit - Headquarters

Are you interested in the latest data connected with inflation, GDP, population, wages in industry and much more? You can find them on pages of the Czech Statistical Office on the Internet: [www.czso.cz](http://www.czso.cz)  
tel: +420 274 052 304, +420 274 052 425, e-mail: [infoservis@czso.cz](mailto:infoservis@czso.cz)

## ANALYSIS

supply, sewerage, waste management and remediation services' (+3.4%), 'furniture, other manufactured products' (+1.5%), 'basic pharmaceutical products' (+0.9%) and 'computers, electronic a optical products' (+0.8%).

### Industrial producer price indices (previous quarter = 100)

Code	Name	2014			2015
		Q2	Q3	Q4	Q1
	<b>TOTAL</b>	<b>99,9</b>	<b>100,2</b>	<b>98,6</b>	<b>98,0</b>
<b>B</b>	<b>Mining and quarrying</b>	<b>99,1</b>	<b>99,8</b>	<b>99,8</b>	<b>100,2</b>
<b>C</b>	<b>Manufactured products</b>	<b>99,9</b>	<b>100,2</b>	<b>98,2</b>	<b>97,5</b>
CA	Food products, beverages, tobacco	99,6	99,7	98,1	99,5
CB	Textiles, clothes, leather and leather products	100,6	100,0	100,2	99,9
CC	Wood, wood product, paper, printing	100,6	100,1	99,9	100,1
CD	Coke, refined petroleum products	100,5	101,0	86,4	79,8
CE	Chemicals and chemical products	99,9	101,0	94,8	88,0
CF	Basic pharmaceutical products	99,8	100,3	100,7	100,9
CG	Rubber and plastic prod., other non-metallic min. prod.	100,0	99,9	100,0	99,5
CH	Basic metals, fabricated metal products	100,0	100,5	100,3	99,6
CI	Computer, electronic and optical products	99,3	100,4	100,3	100,8
CJ	Electrical equipments	99,1	100,6	100,2	99,7
CK	Machinery and equipment n.e.c.	99,9	100,0	100,1	100,1
CL	Transport equipment	99,9	100,3	100,3	100,2
CM	Furniture, other manufactured product	100,1	100,1	100,1	101,5
<b>D</b>	<b>Electricity, gas, steam and air conditioning</b>	<b>99,8</b>	<b>100,1</b>	<b>100,1</b>	<b>99,2</b>
<b>E</b>	<b>Water supply, sewerage, waste manag. and rem. serv.</b>	<b>100,0</b>	<b>100,0</b>	<b>100,0</b>	<b>103,4</b>

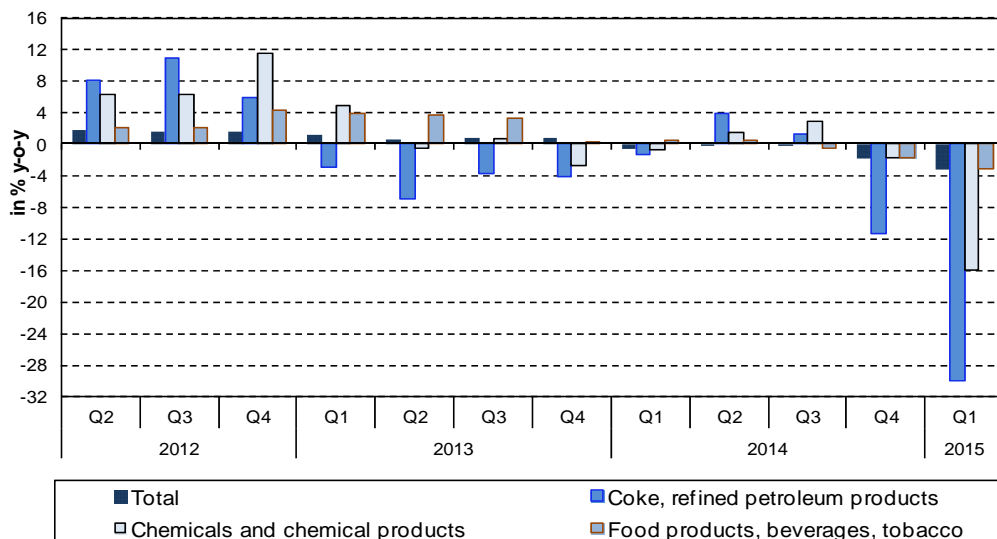
Prices of **industrial producers** decreased by 3.3% in **Q1 2015 y-o-y** (-1.9% in Q4 2014). Prices fell significantly in 'coke, refined petroleum products' by 30.0% (-11.3% in Q4 2014) and 'chemicals and chemical products' (-15.9%). Prices were lower in 'food products, beverages, tobacco' (-3.1%), 'mining and quarrying' (-1.1%) and 'electricity, gas, steam and air conditioning' (-0.8%). Prices increased in 'water supply, sewerage, waste management and remediation services' (+3.4%), 'furniture, other manufactured products' (+1.8%) and 'basic pharmaceutical products' (+1.6%).

#### Information Services Unit - Headquarters

Are you interested in the latest data connected with inflation, GDP, population, wages in industry and much more? You can find them on pages of the Czech Statistical Office on the Internet: [www.czso.cz](http://www.czso.cz)  
tel: +420 274 052 304, +420 274 052 425, e-mail: [infoservis@czso.cz](mailto:infoservis@czso.cz)

## ANALYSIS

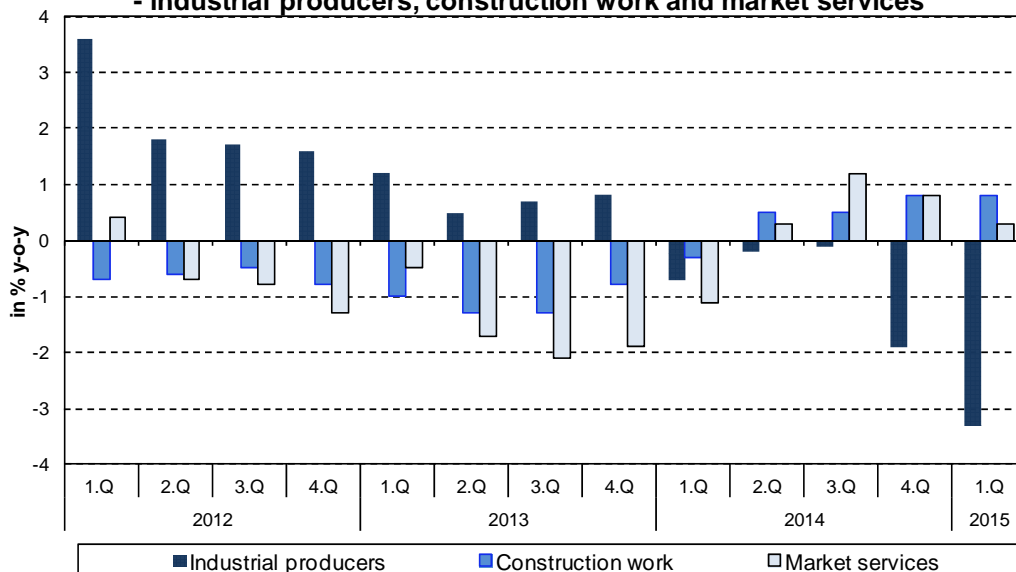
Y-o-y changes of prices of industrial producers



According to an estimate, **construction work** prices in **Q1 2015** compared to **Q4 2014** (after specification) were higher by 0.1%, prices of construction material input decreased by 0.2% quarter-on-quarter.

According to an estimate, **construction work** prices in **Q1 2015** compared to the **corresponding period of 2014 (after specification)** increased by 0.8%, prices of construction material input decreased by 0.1% y-o-y.

Year-on-year changes of prices  
- industrial producers, construction work and market services



Information Services Unit - Headquarters

Are you interested in the latest data connected with inflation, GDP, population, wages in industry and much more? You can find them on pages of the Czech Statistical Office on the Internet: [www.czso.cz](http://www.czso.cz)  
tel: +420 274 052 304, +420 274 052 425, e-mail: [infoservis@czso.cz](mailto:infoservis@czso.cz)

## ANALYSIS

**In comparison to Q4 2014**, prices of **market services** fell by 0.7% in **Q1 2015**. Lower were especially prices of 'advertising and market research services' (-6.9%), 'land transport services and transport services via pipelines' (-0.5%) and 'real estate services' (-0.4%). Higher were especially prices of 'postal and courier services' (+4.6%) and 'publishing services' (+1.8%). Prices of market services excluding advertising services fell by 0.3%.

**In Q1 2015**, prices of **market services** grew by 0.3% in total compared to **Q1 2014**. Price increases were recorded in 'financial services, except insurance and pension funding' (+6.3%) and 'postal and courier services' (+4.8%). Lower prices were in 'advertising and market research services' (-0.7%) and 'architectural and engineering services' (-1.4%). Prices of market services excluding advertising services increased by 0.3%.

## ANALYSIS

### Industrial producer price indices

Code	Name	Corresponding period of the previous year = 100				
		2014	2015			
		Q4	January	February	March	Q1
	<b>TOTAL</b>	<b>98,1</b>	<b>96,5</b>	<b>96,4</b>	<b>97,1</b>	<b>96,7</b>
<b>B</b>	<b>Mining and quarrying</b>	<b>97,6</b>	<b>99,1</b>	<b>98,5</b>	<b>99,1</b>	<b>98,9</b>
<b>C</b>	<b>Manufactured products</b>	<b>99,5</b>	<b>95,7</b>	<b>95,6</b>	<b>96,5</b>	<b>95,9</b>
CA	Food products, beverages, tobacco	98,3	97,0	96,8	97,0	96,9
CB	Textiles, clothes, leather and leather products	102,8	101,6	100,5	100,0	100,7
CC	Wood, wood product, paper, printing	102,9	101,0	100,5	100,4	100,6
CD	Coke, refined petroleum products	88,7	64,2	68,8	77,0	70,0
CE	Chemicals and chemical products	98,3	84,9	82,2	85,3	84,1
CF	Basic pharmaceutical products	101,0	101,3	101,4	101,9	101,6
CG	Rubber and plastic products, other non-metallic min. products	100,9	99,8	99,2	99,2	99,4
CH	Basic metals, fabricated metal products	102,5	101,2	100,3	99,7	100,4
CI	Computer, electronic and optical products	100,9	101,0	100,7	100,9	100,8
CJ	Electrical equipments	100,6	99,5	99,5	99,8	99,6
CK	Machinery and equipment n.e.c.	100,5	100,2	100,1	100,0	100,1
CL	Transport equipment	101,9	101,3	100,8	100,0	100,7
CM	Furniture, other manufactured products	100,1	101,8	101,8	101,7	101,8
<b>D</b>	<b>Electricity, gas, steam and air conditioning</b>	<b>91,2</b>	<b>99,2</b>	<b>99,2</b>	<b>99,2</b>	<b>99,2</b>
<b>E</b>	<b>Water supply, sewerage, waste manag. and remediation serv.</b>	<b>103,4</b>	<b>103,4</b>	<b>103,4</b>	<b>103,4</b>	<b>103,4</b>

*Text not edited for language.*

Contact:

Ing. Miloslav Beranek

E-mail: [miloslav.beranek@czso.cz](mailto:miloslav.beranek@czso.cz)

Phone: (+420) 274 052 665

#### Information Services Unit - Headquarters

Are you interested in the latest data connected with inflation, GDP, population, wages in industry and much more? You can find them on pages of the Czech Statistical Office on the Internet: [www.czso.cz](http://www.czso.cz)

tel: +420 274 052 304, +420 274 052 425, e-mail: [infoservis@czso.cz](mailto:infoservis@czso.cz)