



národní
úložiště
šedé
literatury

Vývoj indexů cen výrobců - 4. čtvrtletí 2017

Český statistický úřad
2018

Dostupný z <http://www.nusl.cz/ntk/nusl-374194>

Dílo je chráněno podle autorského zákona č. 121/2000 Sb.

Tento dokument byl stažen z Národního úložiště šedé literatury (NUŠL).

Datum stažení: 28.04.2024

Další dokumenty můžete najít prostřednictvím vyhledávacího rozhraní nusl.cz.

ANALYSIS

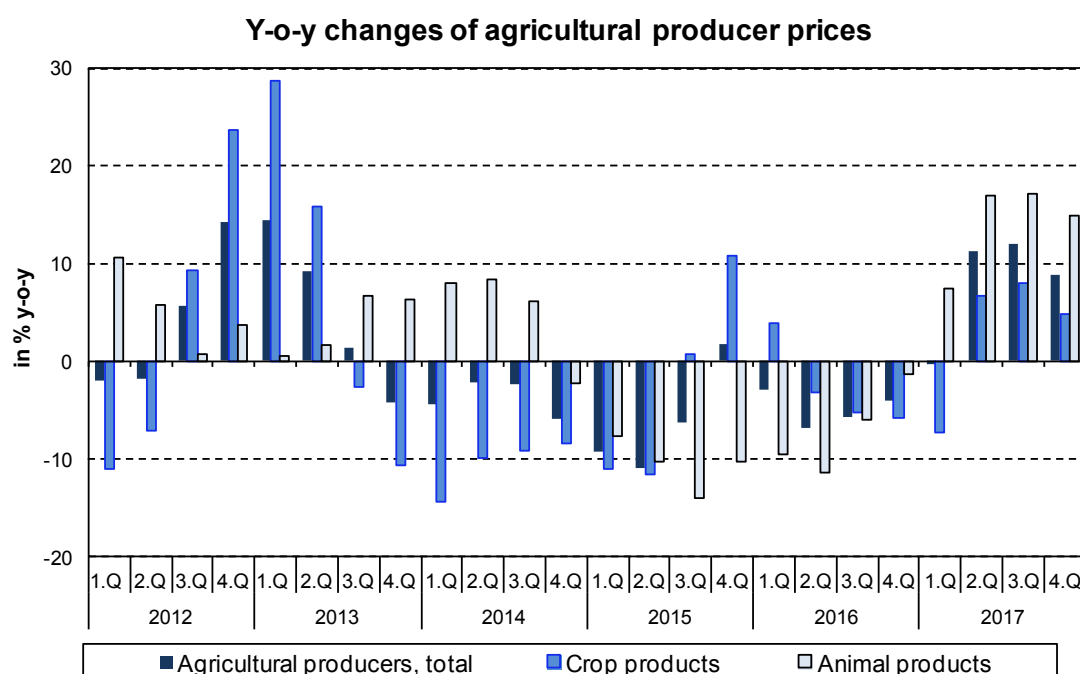
January 16, 2018

PRODUCER PRICE INDICES IN Q4 2017 AND IN THE YEAR 2017

In Q4 2017, compared to Q3 2017, agricultural producer prices grew by 1.5%, industrial producer prices increased by 0.3%, construction work prices, according to an estimate were higher by 0.5% and prices of market services rose by 0.8%. In comparison with Q4 2016, agricultural producer prices (+8.8%), prices of industrial producers (+0.9%), construction work prices, according to an estimate (+1.8%) and prices of market services (+1.7%) all went up in Q4 2017.

In comparison with the year 2016, on average for the whole year 2017 prices of agricultural producers (+8.0%), industrial producers (+1.8%), construction works, according to an estimate (+1.6%) and market services (+1.3%) rose.

Compared to Q3 2017, agricultural producer prices were higher by 1.5% in Q4 2017. Increasing were prices of eggs (+52.7%), fresh fruit (+12.6%), milk (+7.1%) and cattle for slaughter (+0.3%). Lower were prices of fresh vegetables (-10.5%), potatoes (-9.8%) and pigs for slaughter (-9.4%).



Prices of **agricultural producers** in Q4 2017 compared to Q4 2016 increased by 8.8%. Prices of crop products went up by 4.9% and prices of animal products grew by 14.9%. Higher prices

Information Services Unit – Headquarters

Are you interested in the latest data connected with inflation, GDP, population, wages and much more?

You can find them on pages of the Czech Statistical Office on the Internet: www.czso.cz

tel: +420 274 052 304, e-mail: infoservis@czso.cz

ANALYSIS

in crop products were mainly affected by prices of fresh fruit (+71.2%), cereals (+7.7%), fresh vegetables (+2.5%) and oil plants (+1.4%). Among animal products price increases were recorded in eggs (+52.0%), milk (+33.6%) and cattle for slaughter (+3.8%). Prices of poultry (-0.4%) and pigs for slaughter (-5.1%) dropped.

In comparison with Q3 2017, prices of **industrial producers** increased by 0.3% in **Q4 2017**. Prices went up particularly in 'coke, refined petroleum products'. Prices increased in 'basic pharmaceutical products' (+2.0%), 'chemicals and chemical products' (+1.7%) and 'mining and quarrying' (+1.4%). Lower were prices 'transport equipment' (-0.6%), 'computer, electronic and optical products' (-0.5%) and 'food products, beverages, tobacco' (-0.4%).

Industrial producer price indices (previous quarter = 100)

Code	Name	2017			
		Q1	Q2	Q3	Q4
	TOTAL	101,3	99,8	99,5	100,3
B	Mining and quarrying	104,6	99,6	98,0	101,4
C	Manufactured products	101,6	99,7	99,4	100,4
CA	Food products, beverages, tobacco	100,4	101,1	101,1	99,6
CB	Textiles, clothes, leather and leather products	99,4	100,4	99,9	99,7
CC	Wood, wood product, paper, printing	100,4	100,4	100,5	100,5
CD	Coke, refined petroleum products	i.d.	i.d.	i.d.	i.d.
CE	Chemicals and chemical products	107,4	97,7	94,1	101,7
CF	Basic pharmaceutical products	99,3	100,7	99,5	102,0
CG	Rubber and plastic prod., other non-metallic min. prod.	100,6	100,3	99,8	100,0
CH	Basic metals, fabricated metal products	103,0	102,3	99,5	100,3
CI	Computer, electronic and optical products	101,0	98,8	98,2	99,5
CJ	Electrical equipments	101,3	99,8	99,4	99,7
CK	Machinery and equipment n.e.c.	100,8	100,4	99,4	99,7
CL	Transport equipment	99,6	98,6	99,1	99,4
CM	Furniture, other manufactured product	101,7	100,1	99,9	100,1
D	Electricity, gas, steam and air conditioning	98,9	99,9	100,0	100,1
E	Water supply, sewerage, waste manag. and rem. serv.	101,0	100,0	100,0	100,0

Note: i.d. - individual data

Prices of **industrial producers** increased in **Q4 2017** by 0.9% **y-o-y**. Prices rose in 'coke, refined petroleum products'. On the increase were also prices in 'basic metals, fabricated metal products' (+5.1%), 'mining and quarrying' (+3.4%) and 'food products, beverages, tobacco' (+2.2%). On the decrease were prices in 'transport equipment' (-3.4%), 'computer, electronic and optical products' (-2.5%) and 'electricity, gas, steam and air conditioning' (-1.1%).

Information Services Unit – Headquarters

Are you interested in the latest data connected with inflation, GDP, population, wages and much more?

You can find them on pages of the Czech Statistical Office on the Internet: www.czso.cz

tel: +420 274 052 304, e-mail: infoservis@czso.cz

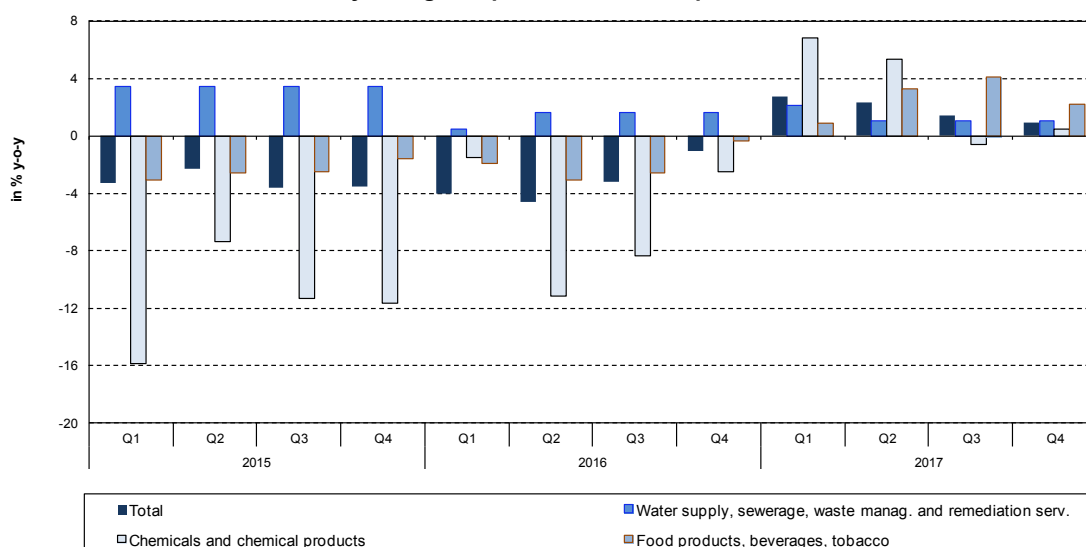
ANALYSIS

Industrial producer price indices

Code	Name	Corresponding period of the previous year = 100				
		2017				
		Q3	October	November	December	Q4
	TOTAL	101,4	101,1	100,9	100,7	100,9
B	Mining and quarrying	102,2	103,4	103,3	103,6	103,4
C	Manufactured products	101,8	101,4	101,1	100,9	101,2
CA	Food products, beverages, tobacco	104,1	103,3	101,8	101,5	102,2
CB	Textiles, clothes, leather and leather products	100,0	99,6	99,3	99,3	99,4
CC	Wood, wood product, paper, printing	101,3	101,8	101,7	101,9	101,8
CD	Coke, refined petroleum products	i.d.	i.d.	i.d.	i.d.	i.d.
CE	Chemicals and chemical products	99,4	100,5	99,7	101,4	100,5
CF	Basic pharmaceutical products	98,8	100,0	102,3	101,9	101,4
CG	Rubber and plastic products, other non-metallic min. products	100,6	100,8	100,6	100,7	100,7
CH	Basic metals, fabricated metal products	105,1	105,1	104,9	105,3	105,1
CI	Computer, electronic and optical products	98,3	97,8	97,4	97,3	97,5
CJ	Electrical equipments	101,1	100,7	100,4	99,4	100,2
CK	Machinery and equipment n.e.c.	100,7	100,4	100,3	100,3	100,3
CL	Transport equipment	97,5	96,7	96,2	96,7	96,6
CM	Furniture, other manufactured products	101,8	101,8	101,8	101,9	101,8
D	Electricity, gas, steam and air conditioning	98,8	98,9	98,9	98,9	98,9
E	Water supply, sewerage, waste manag. and remediation serv.	101,0	101,0	101,0	101,0	101,0

Note: i.d. - individual data

Y-o-y changes of prices of industrial producers



Information Services Unit – Headquarters

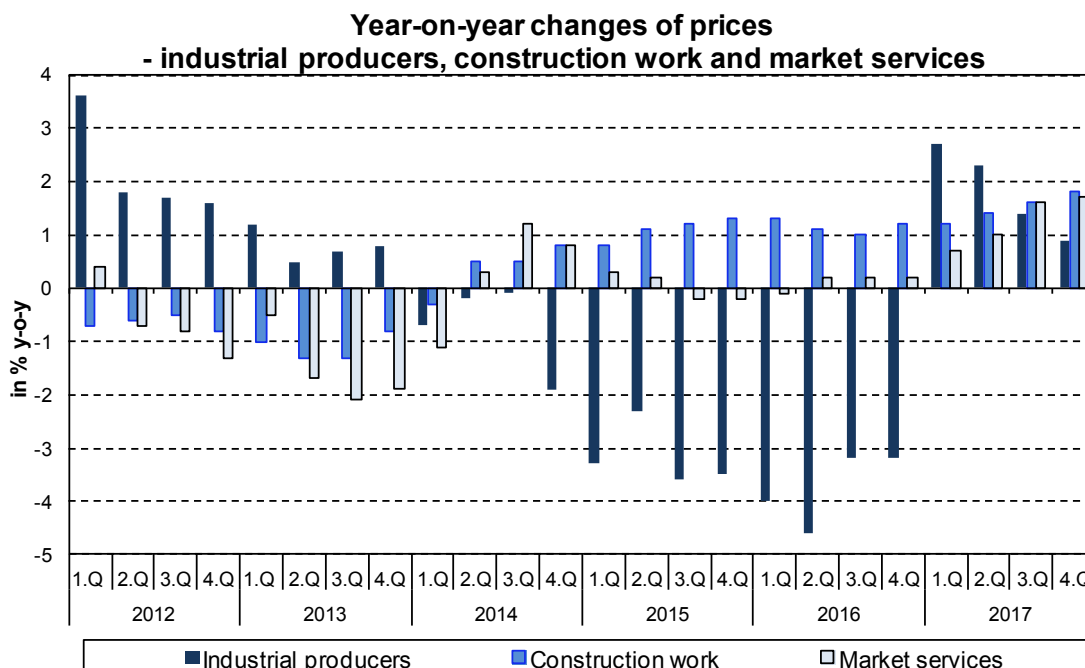
Are you interested in the latest data connected with inflation, GDP, population, wages and much more?

You can find them on pages of the Czech Statistical Office on the Internet: www.czso.cz

tel: +420 274 052 304, e-mail: infoservis@czso.cz

ANALYSIS

According to an estimate, **construction work** prices in **Q4 2017** compared to **Q3 2017** (after specification) were higher by 0.5% and prices of construction material input grew by 0.4%. According to an estimate, **construction work** prices in **Q4 2017** compared to the **corresponding period of 2016 (after specification)** rose by 1.8%, prices of construction material input grew by 2.2%.



In comparison to **Q3 2017**, prices of **market services** went up by 0.8% in **Q4 2017**. Higher were especially prices of 'advertising and market research services' (+9.9%), 'employment services' (+3.0%) and 'land transport services and transport services via pipelines' (+0.3%). Prices of market services excluding advertising services grew by 0.1%.

In **Q4 2017**, prices of **market services** rose by 1.7% in total compared to **Q4 2016**. Price increases were recorded in 'advertising and market research services' (+4.1%), 'publishing services' (+3.4%), 'postal and courier services' (+2.7%), 'insurance, reinsurance and pension funding services, except compulsory social security' (+2.1%), 'legal and accounting services' (+1.1%) and 'land transport services and transport services via pipelines' (+0.9%). Lower prices were in 'rental and leasing services' and 'telecommunications services' (-1.1% both). Prices of market services excluding advertising services went up by 1.4%.

Producer prices in 2017

In comparison to 2016, **agricultural producer** prices in 2017 were higher by 8.0% on average (-4.9% in 2016). Prices of crop products grew by 3.4% and prices of animal products increased by 14.1%. Prices of fruit (+39.4%) oil plants (+3.6%) and cereals (+1.4%) went up. Prices of potatoes (-9.0%) and fresh vegetables (-8.2%) went down. Among animal

Information Services Unit – Headquarters

Are you interested in the latest data connected with inflation, GDP, population, wages and much more?

You can find them on pages of the Czech Statistical Office on the Internet: www.czso.cz

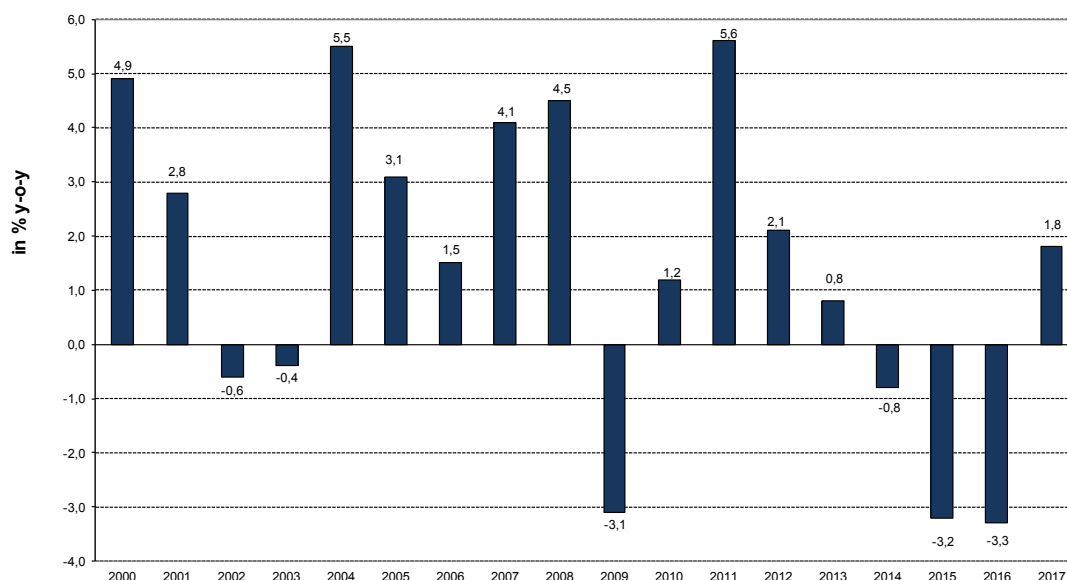
tel: +420 274 052 304, e-mail: infoservis@czso.cz

ANALYSIS

products prices increases were recorded in milk (+25.7%), eggs (+20.1%), pigs for slaughter (+11.1%) and cattle for slaughter (+2.3%). Prices of poultry were lower by 2.1%.

After three years of decreases, prices **of industrial producers went up** by 1.8% in 2016 **y-o-y**. Prices increased primarily in 'coke, refined petroleum products'. Prices were higher in 'basic metals, fabricated metal products' (+5.3%), 'mining and quarrying' (+3.8%) and 'chemicals and chemical products' (+3.0%). Prices rose in 'food products, beverages, tobacco' (+2.6%), thereof 'dairy products' (+10.2%), 'preserved meat and meat products' (+3.5%) and 'bakery and farinaceous products' (+2.3%). Prices went down in 'transport equipment' (-2.2%), thereof 'parts and accessories for motor vehicles' (-3.4%), on the other hand, prices rose in 'motor vehicles' (+1.6%). Prices decreased in 'electricity, gas, steam and air conditioning' (-1.2%), thereof 'electricity, transmission and distribution' (-2.1%).

Y-o-y changes of prices of industrial producers



According to an estimate, **construction work** prices went up by 1.6% y-o-y (+1.1% in 2016 after the specification). Construction material input prices rose by 2.0% on average for the whole year 2017 (-1.1% in 2016).

Market services prices in the business sphere rose by 1.3% (+0.1% in 2016). Increasing were prices of 'postal and courier services' (+4.5%), 'insurance, reinsurance and pension funding services, except compulsory social security' (+4.1%), 'advertising and market research services' (+2.7%), 'architectural and engineering services' (+1.4%) and 'land transport services and transport services via pipelines' (+0.4%). Market services prices excluding advertising services were higher by 1.1% (in 2016 stayed unchanged).

Information Services Unit – Headquarters

Are you interested in the latest data connected with inflation, GDP, population, wages and much more?

You can find them on pages of the Czech Statistical Office on the Internet: www.czso.cz

tel: +420 274 052 304, e-mail: infoservis@czso.cz

ANALYSIS

Text not edited for language.

Contact:

Ing. Miloslav Beranek

E-mail: miloslav.beranek@czso.cz

Phone: (+420) 274 052 665

Information Services Unit – Headquarters

Are you interested in the latest data connected with inflation, GDP, population, wages and much more?

You can find them on pages of the Czech Statistical Office on the Internet: www.czso.cz

tel: +420 274 052 304, e-mail: infoservis@czso.cz