



národní  
úložiště  
šedé  
literatury

## **On the Information Capacity of Hopfield Network**

Frolov, A. A.  
1994

Dostupný z <http://www.nusl.cz/ntk/nusl-33544>

Dílo je chráněno podle autorského zákona č. 121/2000 Sb.

Tento dokument byl stažen z Národního úložiště šedé literatury (NUŠL).

Datum stažení: 27.09.2024

Další dokumenty můžete najít prostřednictvím vyhledávacího rozhraní [nusl.cz](http://nusl.cz) .

**INSTITUTE OF COMPUTER SCIENCE**  

---

**ACADEMY OF SCIENCES OF THE CZECH REPUBLIC**

---

On the Information Capacity of Hopfield  
Network

A.A. Frolov      D. Húsek

Technical report No. 607

March 1994

Institute of Computer Science, Academy of Sciences of the Czech Republic  
Pod vodárenskou věží 2, 182 07 Prague 8, Czech Republic  
phone: (+422) 66 05 32 30    fax: (+422) 8585789  
e-mail: [dusan@uivt.cas.cz](mailto:dusan@uivt.cas.cz)

## On the Information Capacity of Hopfield Network

A.A. Frolov      D. Húsek<sup>1</sup>

Technical report No. 607  
March 1994

### Abstract

This work concerns an investigation of a Hopfield fully connected neural network (NN) with  $\pm 1$  neuron states by computer simulation. The results of computer experiments were approximated by formulae which are commonly used in analytical approaches. It allowed us to extrapolate the results of the computer simulation to the case of thermodynamical limit when the number of NN neurons  $N \rightarrow \infty$ . Some results of such extrapolations were compared with those which were obtained analytically earlier. These two kinds of results were found to be close each other. Rest of the results was obtained for the first time. The information amount which can be extracted from the network due to a certain proposed decoding procedure was calculated. It was shown that this procedure allows one to extract information from the network which amount is close to the well known high limit the network's information capacity  $I \approx 0.14N^2$ .

### Keywords

Neural networks, Hopfield model, information capacity, Shannon theorem

---

<sup>1</sup>This work was done under grant of Czech Acad. of Sci. No. 4230 11 directed by Dr. O.Kufudaki.

# 1 Introduction

Since the Hopfield paper appeared [1], the Hopfield NN has been one of the most extensively investigated objects in NN theory. Main interests concern its informational properties. The high limit of information amount which can be extracted from the network is defined by the Shannon theorem and cannot exceed the entropy of its connection matrix  $H(T)$  which in turn for symmetrical fully connected NN cannot exceed  $N(N-1)H(T_{i,j})/2$ , where  $H(T_{i,j})$  is entropy of connection weight ( $i \neq j$ ) which is proportional to  $\mathbf{ld}(L)$  for a large  $L$ , where  $L$  is the number of written patterns and  $\mathbf{ld}(L)$  is its logarithm at base 2. This formulae implies that the whole number of connection weights which can be supposed to be statistically independent memory elements is  $N(N-1)/2$ . That is, the entropy of the connection matrix  $H(T)$  which gives the high limit of information which can be extracted from a neural network for every decoding procedure may be called its information capacity. But it has been shown [2], [3], [4] that an information amount which is close to  $H(T)$  may be extracted from NN only under very special class of decoding procedures which are called complex [2]. Retrieval procedures which correspond to the use of an NN as associative memory do not belong to this class so they are called simple [2]. For simple procedures with the Hebbian learning rule, the information amount  $I$  which is extracted from the network can not exceed value  $I = EN^2$ , where  $E$  is the coefficient of proportionality which is called effectivity and depends on the type of retrieval procedure. Entropy based estimation of the high limit of  $E$  for every simple procedure gives the value 0.72 [3], [4]. Because of this result, the value  $I = 0.72N^2$  must be considered as the information capacity of a fully connected Hopfield network with the Hebbian learning rule.

The third high limit of information amount which can be extracted from NN is given by macrodynamic approach [5], [6] and corresponds to abrupt disappearance of a NN “ferromagnetic” properties at  $L \approx 0.14N$ . Thus  $E$  cannot exceed 0.14. But for the most retrieval procedures the value of  $E$  may be much less even than this limit.

It is beyond belief, but an evaluation of the information amount which is extracted from the Hopfield network for any retrieval procedure has yet appeared. Here we evaluate this amount for a certain natural decoding procedure described in the following.

## 2 Model description

In the case of a fully connected Hopfield network, the elements of the connection matrix are defined by the equations

$$T_{i,j} = \frac{1}{N} \sum_l X_i^l X_j^l, \quad T_{i,j} = 0 \quad i, j = 1, \dots, N, \quad l = 1, \dots, L$$

where  $X^l$  are bipolar vectors written into the memory. Let these vectors be called etalons. Their elements are assumed to be statistically independent and equal to 1 or  $-1$  with probability  $p = 0.5$ .

In the case of discrete time, the neural network dynamics is defined by the equation

$$X_i(t+1) = \text{sgn} \left( \sum_j T_{i,j} X_j(t) \right) \quad i, j = 1, \dots, N$$

where

$$\text{sgn}(\eta) = \begin{cases} +1 & \text{if } \eta > 0 \\ \text{unchanged} & \text{if } \eta = 0 \\ -1 & \text{if } \eta < 0 \end{cases}$$

It is known that for asynchronous mode (that means that at each time step only one neuron can change its state) this activity reaches one of the stable states. In this work the sequence of neurons which may change their states is given.

When relatively few etalons are stored, the stable states will correspond to these etalons. But there exists a large number of spurious stable states i.e. states which are far from written etalons. The measure of distance between two network states  $X^1$  and  $X^2$  is given by the formula

$$m(X^1, X^2) = \frac{1}{N} \sum_j X_j^1 X_j^2, \quad j = 1, \dots, N$$

where  $m$  is called overlap and is ranged between -1 and 1.

It is evident that network informational properties depend on

- probability  $P_1$  that given etalon has in its vicinity a stable state
- mean distance between etalons and their nearest stable states  $m_s$
- shape and size of etalons' basins of attractivity
- number of spurious stable states  $M$
- shapes and sizes of spurious stable states basins of attractivity

Most of these properties of the Hopfield NN have already been investigated (see for example [5,6]). The main goal of this work is to evaluate how these properties affect the information which is extracted from the memory under the considered decoding procedure and to find by computer experiments asymptotical equation for  $E$  in the case of  $N \rightarrow \infty$ .

### 3 Decoding procedure

The simplest and most natural decoding procedure which is based on the ability of NN to produce stable states near written etalons with rather large basins of attractivity is the following. Let random NN states  $X^0$  be sequentially taken as its initial states. Let us choose from among them only such states that have overlap  $m(X^0, X^s) > m_{th}$  where  $X^s$  is a stable state to which NN activity tends from initial state  $X^0$  and  $m_{th}$  is the given threshold overlap value. If such stable state is in the vicinity of one of

etalons we shall call it true else false. In computer simulation we assumed that stable state  $X^s$  is in the vicinity of etalon  $X^i$  if  $m(X^i, X^s) > 0.9$ .

It may be shown [7] that information amount which is extracted from NN due to this procedure is given by the following formulae:

$$I \approx P_1 L N (1 - h((1 + m_s)/2)) - \frac{1}{N} \mathbf{ld} \frac{1}{P} \quad (1)$$

where  $h((1 + m_s)/2) = H(X^i/X^s)$  is conditional entropy of etalone  $X^i$  when stable state in its vicinity  $X^s$  is known,  $h(p) = -p \mathbf{ld} p - (1 - p) \mathbf{ld} (1 - p)$  is Shannon function,  $p_s = (1 + m_s)/2$  is probability that state of given neuron in  $X^s$  coincides with its state in  $X^i$ ,  $P$  is probability that given stable state choiced by the described above procedure is true.

To calculate  $P$  we may assume

$$P = \frac{L P_1 q_1(m_{th})}{L P_1 q_1(m_{th}) + q_2(m_{th}) M} \quad (2)$$

where  $M$  is the total number of spurious stable states and  $q_1(m_{th})$  and  $q_2(m_{th})$  are the probabilities that the initial state which has overlap exceeded  $m_{th}$  with given stable state converges to this state.

Thus, evaluation of information amount which is extracted from the network due to considered decoding procedure comes to the evaluation of  $P_1$ ,  $m_s$ ,  $M$ ,  $q_1(m_{th})$  and  $q_2(m_{th})$  and formulas (4) and (5) show how the main network properties enumerated at the end of the previous section influence its information capacity.

## 4 Computer simulation

### 4.1 Evaluation of $P_1$ and $m_s$

To evaluate the probability  $P_1$  that a given etalone has a stable state in its vicinity and mean overlap  $m_s$  between an etalone and such a stable state, the etalones themselves were used as initial network states. Computer experiments were carried out with 10 different random sets of etalones for the values  $L$  and  $N$ . Each written etalone was tested for the presence of a stable state in its vicinity. Thus, each value of  $P_1$  was calculated by 10  $L$  trials and each value of  $m_s$  was calculated by 10  $P_1 L$  trials.

The obtained dependences of  $P_1$  on  $\alpha = L/N$  under the different values of  $N$  are shown in Fig.1. Here and in the following values, all considered parameters were calculated by linear interpolation of their values obtained in discrete values of  $\alpha$  corresponding to the integer values  $N$  and  $L$ . This dependence may be approximated by the formulae

$$P_1 \approx \frac{1}{1 + a_1 \sqrt{N} \exp(a_2(\alpha - a_3))} \quad (3)$$

where  $a_1 \approx 0.004$ ,  $a_2 \approx 0.5$  and  $a_3 \approx 0.14$ . For  $N \rightarrow \infty$  we may assume

$$P_1 = \begin{cases} 1 & \text{for } \alpha < a_3, \\ 0 & \text{for } \alpha > a_3. \end{cases}$$

The obtained critical value of  $\alpha = a_3 \approx 0.14$  coincides with the evaluations obtained in many other works.

The obtained dependences of  $m_s$  on  $\alpha$  for different values of  $N$  is shown in Fig.2. It can be seen that for  $N \rightarrow \infty$ , this dependence tends to a limit curve which was used for calculation of  $h((1 + m_s(\alpha))/2)$ . This dependence is also shown in Fig.2 for  $\alpha < 0.14$ . It can be seen that this term of formulae (2) is relatively small and may be ignored under calculation of  $I$  for  $\alpha < 0.1$ .

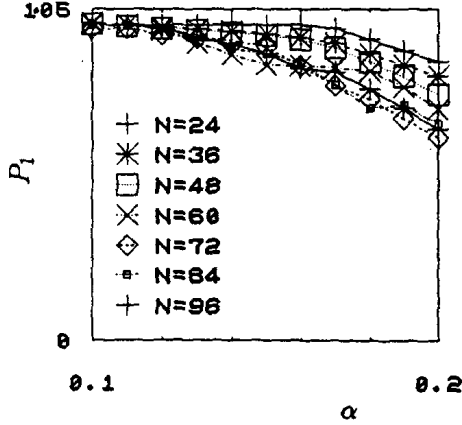


Fig.1.

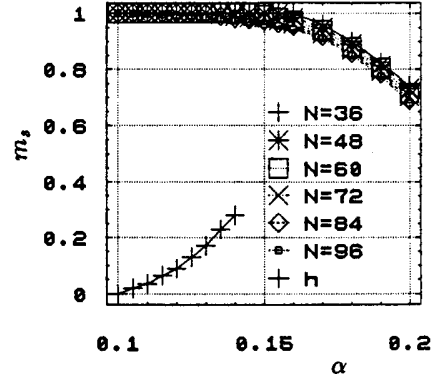


Fig.2.

## 4.2 Evaluation of $q_1(m_{th})$

To evaluate the probability  $q_1(m_{th})$  that a given initial state  $X^0$  which has an overlap with a given etalone  $X^i$  ( $m(X^0, X^i) > m_{th}$ ) converges to a stable state in its vicinity (if it exists) five different random noisy variants of each etalone with given initial overlap  $m(X^0, X^i) = m_{th}$  are sequentially used as initial network states. In other respects the experiments were the same as described in the previous section. Thus each value of  $q_1(m_{th})$  was calculated by  $50P_1L$  trials.

The obtained dependences of  $q_1$  on  $\alpha$  and  $m_{th}$  under the different values of  $N$  is similar to one shown in Fig.1. These dependences may also be approximated by formula (3) where  $a_1$ ,  $a_2$  and  $a_3$  are functions of  $m_{th}$ . Approximate values of these functions are shown in Fig.3. For  $N \rightarrow \infty$  we may assume that

$$q_1 = \begin{cases} 1 & \text{if } \alpha < \alpha_{cr} = a_3(m_{th}) \text{ (or } m_{th} > a_3^{-1}(\alpha)) \\ 0 & \text{in the opposite cases.} \end{cases}$$

The obtained dependence of critical values of  $m_{th} = a_3^{-1}(\alpha)$  which determine the border of attractivity basine for different values of  $\alpha$  is close to that obtained in the paper [6] by the macrodynamic approximation of retrieval procedure.

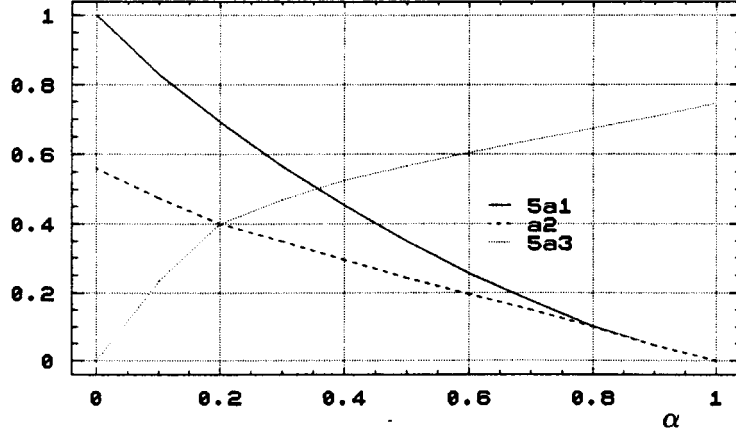


Fig.3.

### 4.3 Evaluation of $M$

To evaluate the whole number of spurious stable states a large number  $N_r$  of random network states was used for its initial states. The whole number  $M'$  of different stable spurious states which appeared under such testing was calculated. A stable state was assumed to be spurious if its overlaps with all etalones was less than 0.9.

Let  $P_2$  be the probability that a spurious stable state will appear during the a given trial. Then the probability that a given spurious state will appear is  $P_2/M$ . The probability  $P'$  that a given spurious state will not appear for all  $N_r$  trials is

$$P' = (1 - P_2/M)^{N_r} = \exp(-N_r P_2/M)$$

Then the mean number of different spurious states which appeared after  $N_r$  trials is

$$M' = M(1 - \exp(-N_r P_2/M))$$

This formula was used for calculating  $M$  by  $M'$  and  $P_2$  which were averaged by 10 different random sets of etalones for different values of  $N$  and  $L$ . The dependence of  $M$  on  $\alpha$  for different values of  $N$  may be approximated by the formula

$$M = 0.04N \exp(0.1L) \quad (4)$$

which qualitatively corresponds to the result obtained in the paper [5] by thermodynamic approach.

### 4.4 Evaluation of $q_2(m_{th})$

To evaluate this dependence and the value of  $P$  which is contained in formula (1) and directly determines the information amount obtained from the external source, we fully simulated the procedure described in section 3 for different values of  $m_{th}$ . Probability  $P$  was calculated by  $N_r$  trials for each given set of etalones which then was averaged by



10 different random sets of etalones for each of the values of  $N$  and  $L$ . Unfortunately, increasing  $m_{th}$  causes an exponential decrease of probability that the given trial with  $X^0$  as initial state will provide the stable state  $X^s$  such that  $m(X^0, X^s) > m_{th}$ . That is, the number of trials  $N_r$  which is necessary for accurate evaluation of  $P$  must exponentially increase. So we succeed in evaluation of  $P$  only for  $m_{th} \leq 0.4$ . Dependence of  $I' = (1/N)\ln(1/P)$  on  $\alpha$  for different values of  $N$  and  $m_{th}$  is shown in Fig.4. It is seen that this dependence is approximately linear.

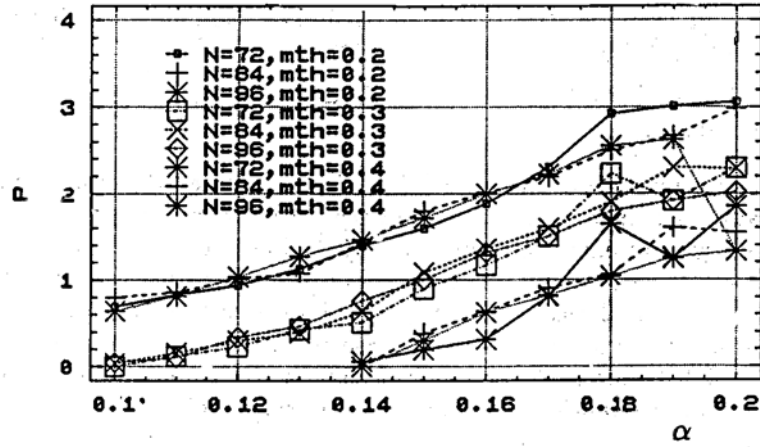


Fig.4.

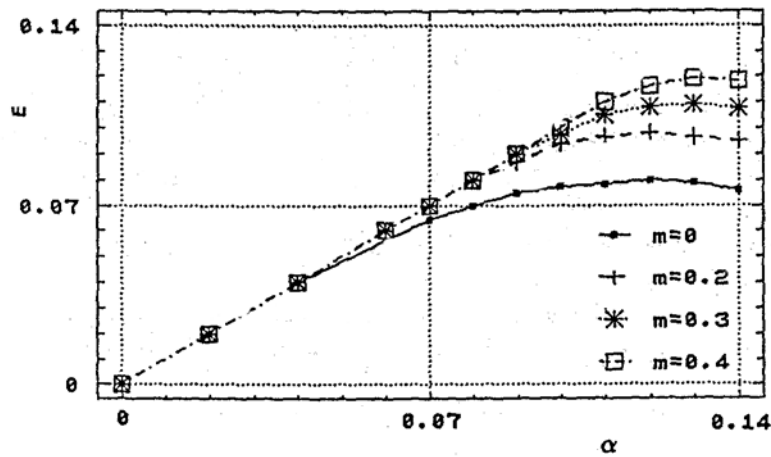


Fig.5

And for  $I' > 0$  it may be approximated by the formula

$$I' \approx 0.2(\alpha - a_3(m_{th}))$$

It is also seen that there exists a range of  $\alpha$  and  $m_{th}$  where the value of  $P$  is close to 1 in spite of the large number of  $M$  which is given by formula (4) and is contained in the denominator of formula (3) for  $P$ . This means that in this range values of  $q_2$  fall with  $N$  increase much faster than values of  $q_1$ . Formula (3) provides the a possibility for evaluating the dependence of  $q_2$  on  $\alpha$ ,  $m_{th}$  and  $N$ .

At last we can evaluate the information amount which can be extracted from the network for the described decoding procedure. Dependences of  $E$  on  $\alpha$  for different values of  $m_{th}$  and  $N \rightarrow \infty$  which were calculated by formula (2) are shown in Fig. 5. It can be seen that the maximal value of information which can be extracted from the network with  $m_{th}$  increases and reaches a value which is close to the evident high limit  $E = 0.14$ .

## 5 Conclusions

Computer simulation of the Hopfield network confirmed the evaluations of its information properties which were obtained earlier by various analytical approximations (see for example Amit et al., 1987, 1988; Amari, Maginu, 1988). The results of computer experiments were approximated by formulae which are commonly used in analytical approaches. It allowed us to extrapolate the results of the computer simulation to the case of thermodynamical limit when the number of NN neurons  $N \rightarrow \infty$ . Some results of such extrapolations were compared with those which were obtained analytically earlier. These two kinds of results were found to be close each other. Rest of the results was obtained for the first time. The information amount which can be extracted from the network due to a certain proposed decoding procedure was calculated. It was shown that this procedure allows one to extract information from the network which amount is close to the well known high limit the network's information capacity  $I \approx 0.14N^2$ . Furthermore, it provided an evaluation of the attractivity of true and false stable states. It was shown that there exist a range of  $\alpha$  and  $m_{th}$  where the attractivity of spurious states falls much faster than the attractivity of true states. This property of the Hopfield network may be used as the basis of a decoding procedure which allows one to approach the natural high limit of  $E \approx 0.14$ .

# Bibliography

- [1] Hopfield J.J.: Neural networks and physical systems with emergent collective computational abilities. *Proc. Natl. Acad. Sci. USA*, 79, 2554-2558 (1982).
- [2] Dunin-Barkowski W.L.: Informational processes in neural structures (in Russian). M. Nauka (1978).
- [3] Frolov A.A., Muravjev I.P.: Neural models of associative memory (in Russian). M. Nauka (1987).
- [4] Frolov A.A.: Limit informational characteristics of neural networks capable of associative learning based on Hebbian plasticity. *Neural Network World*, 1, 97-104 (1991).
- [5] Amit D.J., Gutfreund H., Sompolinsky H.: Spin-glass model of neural networks. *Phys. Rev. A.*, 32, 1007-1018 (1985).
- [6] Amari S.I., Maginu K.: Statistical neurodynamics of associative memory. *Neural Networks*, 1, 63-73 (1988)
- [7] Frolov A.A., Húsek D.: Evaluation of informational capacity of Hopfield neural network by computer simulation. *Neural Network World*. In press (1993).