



národní
úložiště
šedé
literatury

Vývoj indexů cen výrobců - 2. čtvrtletí 2016

Český statistický úřad
2016

Dostupný z <http://www.nusl.cz/ntk/nusl-320452>

Dílo je chráněno podle autorského zákona č. 121/2000 Sb.

Tento dokument byl stažen z Národního úložiště šedé literatury (NUŠL).

Datum stažení: 29.09.2024

Další dokumenty můžete najít prostřednictvím vyhledávacího rozhraní nusl.cz.

ANALYSIS

July 20, 2016

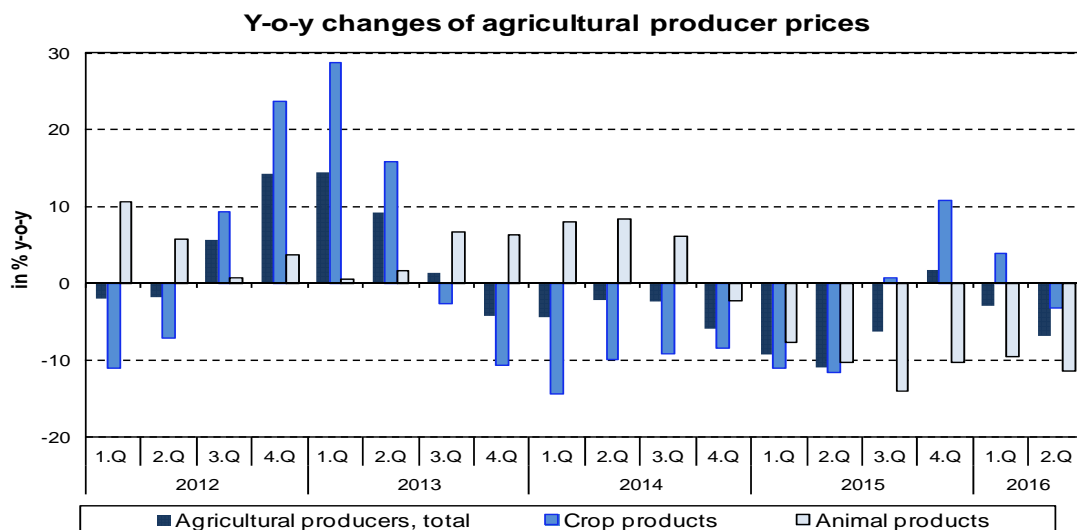
PRODUCER PRICE INDICES IN Q2 2016

In Q2 2016, compared to Q1 2016, agricultural producer prices were lower by 5.7%. Construction work prices, according to an estimate, and industrial producer prices were both higher by 0.3%. Prices of market services grew by 1.1%.

In comparison with Q2 2015, prices of agricultural producers fell by 6.9% and prices of industrial producers went down by 4.6% in Q2 2016. Construction work prices, according to an estimate increased by 1.1%. Prices of market services also went up by 0.2%.

Compared to Q1 2016, agricultural producer prices went down by 5.7% in Q2 2016. Decreasing were prices of potatoes (-2.3%), oil plants (-2.8%), fresh vegetables (-4.4%), cereals (-7.7%), eggs (-9.0%) and milk (-10.1%).

Prices of agricultural producers in Q2 2016 compared to Q2 2015 decreased by 6.9%. Prices of crop products fell by 3.2% and prices of animal products were lower by 11.3%. Lower prices in crop products were mainly affected by prices of cereals (-10.3%) and oil plants (-0.8%). Higher were prices of fresh vegetables (+14.1%) and potatoes (+43.2%). Among animal products prices decreases were recorded in milk (-19.4%), pigs for slaughter (-8.5%), eggs (-6.4%) and cattle for slaughter (-2.3%).



According to an estimate, construction work prices in Q2 2016 compared to Q1 2016 (after specification) were higher by 0.3%, prices of construction material input were lower by 0.5% quarter-on-quarter.

According to an estimate, construction work prices in Q2 2016 compared to the corresponding period of 2015 (after specification) rose by 1.1%, prices of construction material input fell by 2.0% y-o-y.

Information Services Unit – Headquarters

Are you interested in the latest data connected with inflation, GDP, population, wages and much more?

You can find them on pages of the Czech Statistical Office on the Internet: www.czso.cz

tel: +420 274 052 304, e-mail: infoservis@czso.cz

ANALYSIS

In comparison with Q1 2016, prices of industrial producers increased by 0.3% in Q2 2016. Prices were higher primarily in 'coke, refined petroleum products'. Prices rose in 'water supply, sewerage, waste management and remediation services' (+1.1%). Lower were prices in 'food products, beverages, tobacco' (-1.3%) and 'chemicals and chemical products' (-1.0%).

Industrial producer price indices (previous quarter = 100)

Code	Name	2015		2016	
		Q3	Q4	Q1	Q2
	TOTAL	98,8	98,8	97,5	100,3
B	Mining and quarrying	99,1	99,5	94,6	99,5
C	Manufactured products	98,5	98,3	97,9	100,4
CA	Food products, beverages, tobacco	99,8	99,1	99,2	98,7
CB	Textiles, clothes, leather and leather products	100,5	100,1	99,7	100,1
CC	Wood, wood product, paper, printing	99,5	100,0	99,8	99,7
CD	Coke, refined petroleum products	i.d.	i.d.	i.d.	i.d.
CE	Chemicals and chemical products	96,8	94,3	98,2	99,0
CF	Basic pharmaceutical products	99,5	99,5	100,7	100,3
CG	Rubber and plastic prod., other non-metallic min. prod.	100,0	99,7	99,6	99,8
CH	Basic metals, fabricated metal products	98,9	98,2	98,0	99,5
CI	Computer, electronic and optical products	99,2	100,1	100,4	99,7
CJ	Electrical equipments	98,8	99,2	99,1	99,7
CK	Machinery and equipment n.e.c.	99,9	99,8	100,4	99,7
CL	Transport equipment	99,4	99,9	99,0	99,6
CM	Furniture, other manufactured product	99,9	100,2	99,9	100,5
D	Electricity, gas, steam and air conditioning	100,0	100,1	96,0	99,9
E	Water supply, sewerage, waste manag. and rem. serv.	100,0	100,0	100,5	101,1

Note: i.d. - individual data

Prices of industrial producers decreased in Q2 2016 by 4.6% y-o-y. Prices went down especially in 'coke, refined petroleum products'. Prices fell in 'chemicals and chemical products' (-11.2%), 'mining and quarrying' (-7.1%), 'basic metals, fabricated metal products' (-5.3%) and 'electricity, gas, steam and air conditioning' (-4.1%). Prices decreased in 'food products, beverages, tobacco' (-3.1%). Prices increased in 'water supply, sewerage, waste management and remediation services' (+1.6%) and 'furniture, other manufactured products' (+0.5%).

Information Services Unit – Headquarters

Are you interested in the latest data connected with inflation, GDP, population, wages and much more?

You can find them on pages of the Czech Statistical Office on the Internet: www.czso.cz

tel: +420 274 052 304, e-mail: infoservis@czso.cz

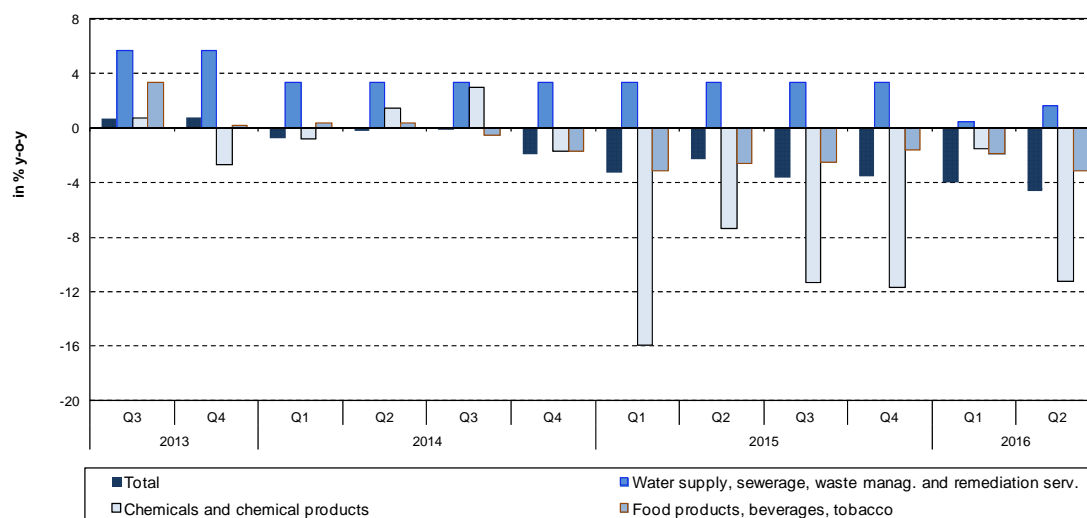
ANALYSIS

Industrial producer price indices

Code	Name	Corresponding period of the previous year = 100				
		2016				
		Q1	April	May	June	Q2
	TOTAL	96,0	95,3	95,2	95,6	95,4
B	Mining and quarrying	93,6	93,0	92,9	92,7	92,9
C	Manufactured products	96,0	95,1	95,0	95,5	95,2
CA	Food products, beverages, tobacco	98,1	96,9	97,0	96,8	96,9
CB	Textiles, clothes, leather and leather products	99,9	100,4	100,5	100,3	100,4
CC	Wood, wood product, paper, printing	99,1	99,1	99,0	99,0	99,0
CD	Coke, refined petroleum products	i.d.	i.d.	i.d.	i.d.	i.d.
CE	Chemicals and chemical products	98,5	90,9	87,7	87,9	88,8
CF	Basic pharmaceutical products	99,3	100,1	99,8	100,1	100,0
CG	Rubber and plastic products, other non-metallic min. products	99,3	99,4	99,2	98,7	99,1
CH	Basic metals, fabricated metal products	94,5	94,0	94,5	95,7	94,7
CI	Computer, electronic and optical products	98,9	99,0	99,6	99,9	99,5
CJ	Electrical equipments	97,2	96,9	96,8	96,7	96,8
CK	Machinery and equipment n.e.c.	100,1	99,7	99,8	100,0	99,8
CL	Transport equipment	97,5	97,8	97,8	97,9	97,8
CM	Furniture, other manufactured products	100,0	100,2	100,6	100,7	100,5
D	Electricity, gas, steam and air conditioning	95,9	96,0	96,0	95,9	95,9
E	Water supply, sewerage, waste manag. and remediation serv.	100,5	101,6	101,6	101,6	101,6

Note: i.d. - individual data

Y-o-y changes of prices of industrial producers



Information Services Unit – Headquarters

Are you interested in the latest data connected with inflation, GDP, population, wages and much more?

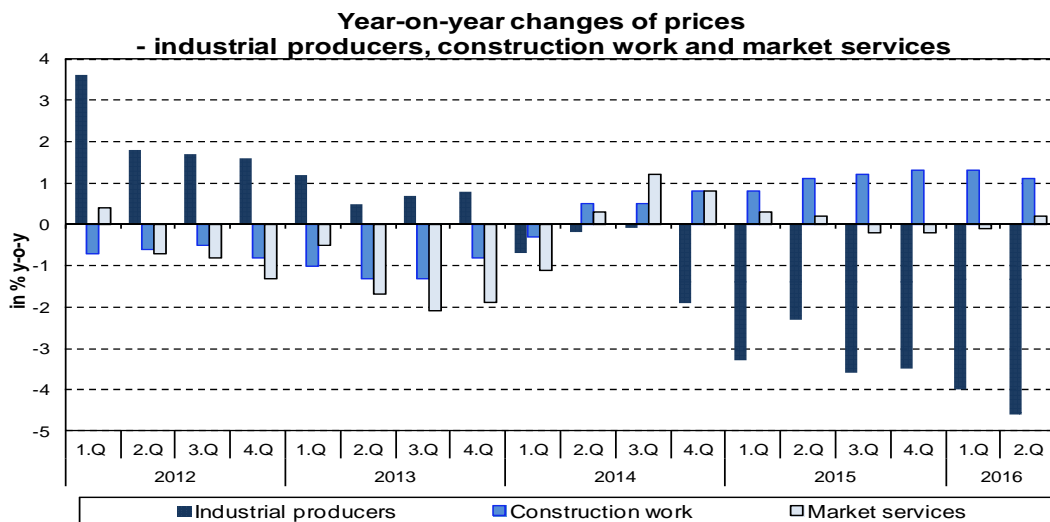
You can find them on pages of the Czech Statistical Office on the Internet: www.czso.cz

tel: +420 274 052 304, e-mail: infoservis@czso.cz

ANALYSIS

In comparison to Q1 2016, prices of **market services** went up by 1.1% in Q2 2016. Higher were especially prices of 'advertising and market research services' (+12.5%) and 'postal and courier services' (+3.7%). Lower were prices of 'insurance services' by 1.4%. Prices of market services excluding advertising services grew by 0.1%.

In Q2 2016, prices of **market services** rose by 0.2% in total compared to Q2 2015. Price increases were recorded in 'postal and courier services' (+3.7%), 'advertising and market research services' (+2.0%) and 'architectural and engineering services' (+1.7%). Lower prices were in 'insurance services' (-4.4%), 'rental and leasing services' (-2.0%) and 'land transport services and transport services via pipelines' (-0.8%). Prices of market services excluding advertising services stayed unchanged.



Text not edited for language.

Contact:

Ing. Miloslav Beranek

E-mail: miloslav.beranek@czso.cz

Phone: (+420) 274 052 665

Information Services Unit – Headquarters

Are you interested in the latest data connected with inflation, GDP, population, wages and much more?

You can find them on pages of the Czech Statistical Office on the Internet: www.czso.cz

tel: +420 274 052 304, e-mail: infoservis@czso.cz