



národní  
úložiště  
šedé  
literatury

## **Vývoj indexů cen výrobců - 1. čtvrtletí 2014**

Český statistický úřad  
2014

Dostupný z <http://www.nusl.cz/ntk/nusl-261168>

Dílo je chráněno podle autorského zákona č. 121/2000 Sb.

Tento dokument byl stažen z Národního úložiště šedé literatury (NUŠL).

Datum stažení: 18.04.2024

Další dokumenty můžete najít prostřednictvím vyhledávacího rozhraní [nusl.cz](http://nusl.cz) .

## ANALYSIS

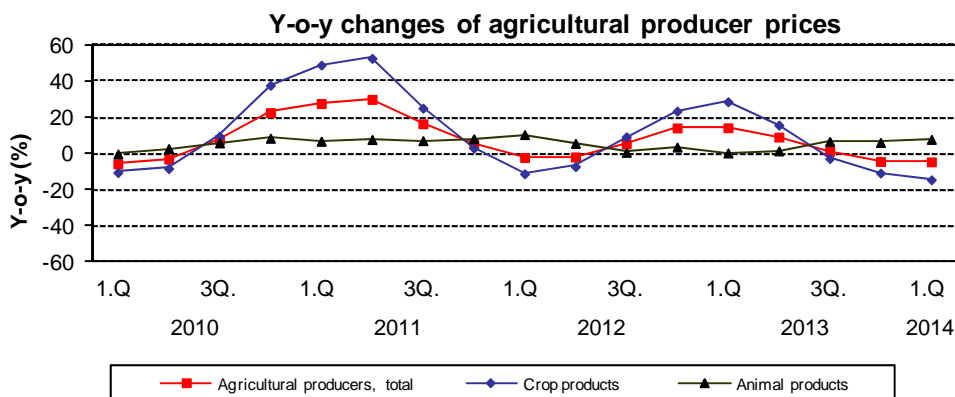
16 April 2014

### PRODUCER PRICE INDICES IN 1<sup>ST</sup> QUARTER OF 2014

Compared to Q4 2013, agricultural producer prices grew by 5.7% in Q1 2014. According to an estimate, construction work prices in Q1 2014 compared to Q4 2013 were higher by 0.2%. In Q1 2014, industrial producer prices decreased by 0.6% in compared to the previous quarter. In comparison to Q4 2013, prices of market services fell by 0.2% in Q1 2014. Prices of agricultural producers and industrial producer prices in Q1 2014 compared to Q1 2013 were both lower by 4.4% and 0.7%, respectively. According to an estimate, construction work prices in Q1 2014 compared to the corresponding period of 2013 were lower by 0.3%. In Q1 2014, prices of market services fell by 1.1% in total compared to Q1 2013.

Compared to Q4 2013, agricultural producer prices went up by 5.7% in Q1 2014. Prices of fresh vegetables (+7.1%), oil plants (+6.7%), cereals (+4.4%) and fruit (+3.3%) increased. Prices of potatoes fell by 1.5%. Among animal products price increases were recorded in milk (+7.3%) and eggs (+5.8%). Prices of pigs for slaughter went down by 6.4%.

Prices of agricultural producers in Q1 2014 compared to Q1 2013 were lower by 4.4%. Prices of crop products fell by 14.3%. Animal products increased (+8.0%). Lower prices in crop products were mainly affected by prices of oil plants (-11.0%) and cereals (-21.3%). Prices of potatoes (+43.6%), fresh vegetables (+16.2%) and fruit (+7.8%) increased. Prices of animal products were higher due to price growth of milk (+21.8%) and pigs for slaughter (+3.1%). On the decrease were prices of eggs (-14.1%), cattle for slaughter (-4.6%) and poultry (-2.8%).



In comparison with Q4 2013, prices of industrial producers decreased by 0.6% in Q1 2014. Prices went down the most in 'electricity, gas, steam and air conditioning' (-8.9%)

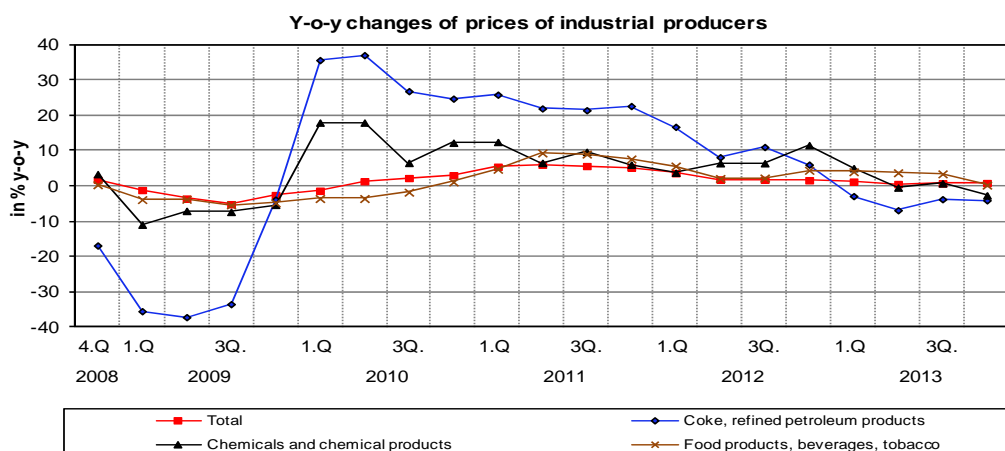
## ANALYSIS

and 'mining and quarrying' (-1.1%). Prices rose the most in 'water supply, sewerage, waste management, remediation services' (+3.4%), 'chemicals and chemical products' (+2.7%), 'wood, wood products, paper, printing' (+2.3%) and 'textiles, clothes, leather and leather products' (+2.0%). Prices were higher in 'transport equipment' (+1.3%), 'coke, refined petroleum products' (+1.2%) and 'food products, beverages, tobacco' (+0.8%).

### Industrial producer price indices (previous quarter = 100)

Code	Name	2013			2014
		Q2	Q3	Q4	Q1
	<b>TOTAL</b>	<b>99,3</b>	<b>100,2</b>	<b>100,3</b>	<b>99,4</b>
<b>B</b>	<b>Mining and quarrying</b>	<b>100,4</b>	<b>98,0</b>	<b>99,4</b>	<b>98,9</b>
<b>C</b>	<b>Manufactured products</b>	<b>99,2</b>	<b>100,2</b>	<b>100,4</b>	<b>101,3</b>
CA	Food products, beverages, tobacco	99,5	100,6	99,4	100,8
CB	Textiles, clothes, leather and leather products	100,6	99,7	99,9	102,0
CC	Wood, wood product, paper, printing	99,6	99,9	101,2	102,3
CD	Coke, refined petroleum products	95,4	103,7	98,5	101,2
CE	Chemicals and chemical products	97,5	99,6	99,4	102,7
CF	Basic pharmaceutical products	97,9	99,5	98,4	100,2
CG	Rubber and plastic prod., other non-metallic min. prod.	99,6	99,7	101,1	101,0
CH	Basic metals, fabricated metal products	99,8	99,4	100,8	101,8
CI	Computer, electronic and optical products	99,7	100,0	100,9	100,8
CJ	Electrical equipments	99,7	98,7	100,7	100,8
CK	Machinery and equipment n.e.c.	99,3	99,9	100,6	100,5
CL	Transport equipment	100,1	100,0	102,5	101,3
CM	Furniture, other manufactured product	100,2	100,2	100,2	99,8
<b>D</b>	<b>Electricity, gas, steam and air conditioning</b>	<b>99,6</b>	<b>100,1</b>	<b>100,4</b>	<b>91,1</b>
<b>E</b>	<b>Water supply, sewerage, waste manag. and rem. serv.</b>	<b>100,0</b>	<b>100,0</b>	<b>100,0</b>	<b>103,4</b>

Prices of **industrial producers** went down by 0.7% in **Q1 2014 y-o-y** (the increase by 0.8% in Q4 2013). Prices were lower in 'electricity, gas, steam and air conditioning' (-8.8%), 'basic pharmaceutical products' (+3.9%), 'mining and quarrying' (-3.4%) and 'coke, refined petroleum products' (-1.4%). Prices rose the most in 'transport equipment' (+4.0%), 'water supply, sewerage, waste management, remediation services' (+3.4%) and 'wood, wood products, paper, printing' (+3.1%). Prices in 'food products, beverages, tobacco' grew by 0.4%.



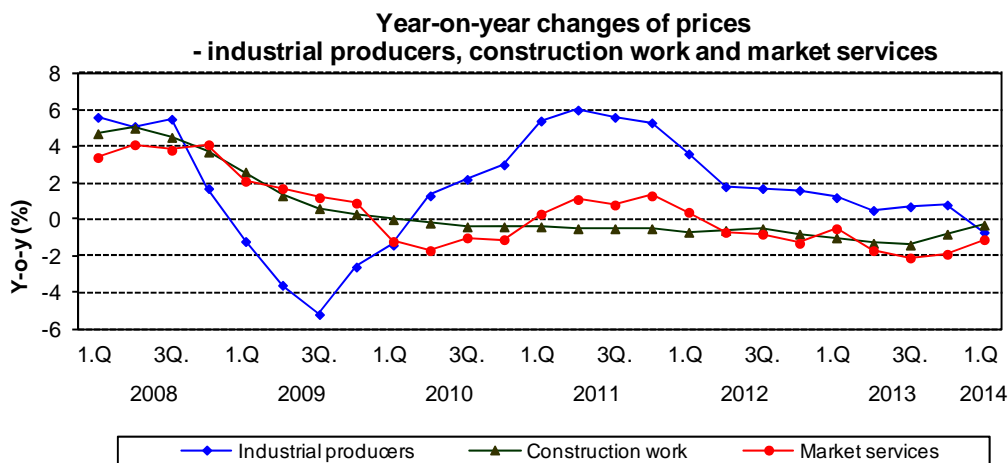
### Information Services Unit - Headquarters

Are you interested in the latest data connected with inflation, GDP, population, wages in industry and much more? You can find them on pages of the Czech Statistical Office on the Internet: [www.czso.cz](http://www.czso.cz)  
tel: +420 274 052 304, +420 274 052 425, e-mail: [infoservis@czso.cz](mailto:infoservis@czso.cz)

## ANALYSIS

According to an estimate, **construction work** prices in **Q1 2014** compared to **Q4 2013** (after specification) were higher by 0.2%; prices of construction material input increased (+0.8%).

According to an estimate, **construction work** prices in **Q1 2014** compared to the **corresponding period of 2013** (after specification) decreased by 0.3%, prices of construction material input grew by 0.9%.



**In comparison to Q4 2013**, prices of **market services** decreased by 0.2% in **Q1 2014**. Lower were especially prices of 'advertising and market research services' (-9.3%). Increasing were prices in 'land transport services and transport services via pipelines' (+1.1%) and prices of 'insurance services' (+2.5%). Prices of market services excluding advertising services were higher by 0.7%.

**In Q1 2014**, prices of **market services** fell by 1.1% in total compared to **Q1 2013**. Price decreases were recorded for 'telecommunication services' (-20.8%) and 'warehousing and support services for transportation' (-4.6%). Higher prices were in 'advertising and market research services' (+4.4%). Prices of market services excluding advertising services fell by 1.4%.

*Text not edited for language.*

Contact:  
Ing. Miloslav Beranek  
E-mail: [miloslav.beranek@czso.cz](mailto:miloslav.beranek@czso.cz)  
Phone: (+420) 274 052 665

### Information Services Unit - Headquarters

Are you interested in the latest data connected with inflation, GDP, population, wages in industry and much more? You can find them on pages of the Czech Statistical Office on the Internet: [www.czso.cz](http://www.czso.cz)  
tel: +420 274 052 304, +420 274 052 425, e-mail: [infoservis@czso.cz](mailto:infoservis@czso.cz)

## ANALYSIS

### Industrial producer price indices

Code	Name	Corresponding period of the previous year = 100				
		2013	2014			
		Q4	January	February	March	Q1
	<b>TOTAL</b>	<b>100,8</b>	<b>99,3</b>	<b>99,3</b>	<b>99,2</b>	<b>99,3</b>
<b>B</b>	<b>Mining and quarrying</b>	<b>99,2</b>	<b>97,0</b>	<b>96,9</b>	<b>96,0</b>	<b>96,6</b>
<b>C</b>	<b>Manufactured products</b>	<b>100,1</b>	<b>101,1</b>	<b>101,2</b>	<b>101,0</b>	<b>101,1</b>
CA	Food products, beverages, tobacco	100,2	100,3	100,6	100,3	100,4
CB	Textiles, clothes, leather and leather products	100,4	101,2	102,6	102,7	102,2
CC	Wood, wood product, paper, printing	100,8	102,4	103,1	103,6	103,1
CD	Coke, refined petroleum products	95,9	100,8	97,7	97,3	98,6
CE	Chemicals and chemical products	97,3	99,2	100,2	98,2	99,2
CF	Basic pharmaceutical products	96,5	94,8	96,6	97,0	96,1
CG	Rubber and plastic products, other non-metallic min. products	100,6	100,9	101,7	101,6	101,4
CH	Basic metals, fabricated metal products	99,7	101,6	102,0	102,0	101,8
CI	Computer, electronic and optical products	100,6	101,6	101,6	100,9	101,3
CJ	Electrical equipments	99,9	100,6	99,9	99,5	100,0
CK	Machinery and equipment n.e.c.	100,4	100,1	100,4	100,3	100,2
CL	Transport equipment	103,5	103,9	104,1	104,0	104,0
CM	Furniture, other manufactured products	101,3	100,4	100,3	100,3	100,4
<b>D</b>	<b>Electricity, gas, steam and air conditioning</b>	<b>103,7</b>	<b>91,2</b>	<b>91,2</b>	<b>91,2</b>	<b>91,2</b>
<b>E</b>	<b>Water supply, sewerage, waste manag. and remediation serv.</b>	<b>105,7</b>	<b>103,4</b>	<b>103,4</b>	<b>103,4</b>	<b>103,4</b>

#### Information Services Unit - Headquarters

Are you interested in the latest data connected with inflation, GDP, population, wages in industry and much more? You can find them on pages of the Czech Statistical Office on the Internet: [www.czso.cz](http://www.czso.cz)  
tel: +420 274 052 304, +420 274 052 425, e-mail: [infoservis@czso.cz](mailto:infoservis@czso.cz)