



národní
úložiště
šedé
literatury

Vývoj indexů cen výrobců ve 2. čtvrtletí roku 2013

Český statistický úřad
2013

Dostupný z <http://www.nusl.cz/ntk/nusl-203611>

Dílo je chráněno podle autorského zákona č. 121/2000 Sb.

Tento dokument byl stažen z Národního úložiště šedé literatury (NUŠL).

Datum stažení: 20.04.2024

Další dokumenty můžete najít prostřednictvím vyhledávacího rozhraní nusl.cz .

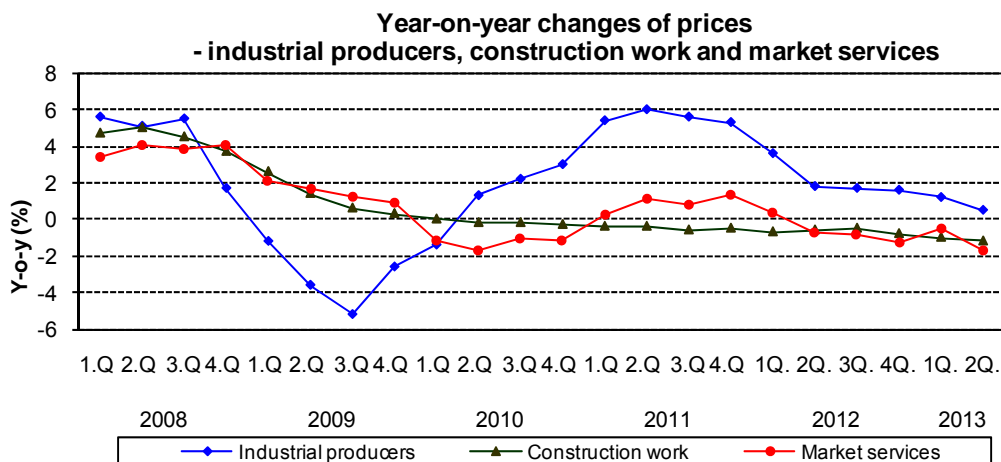
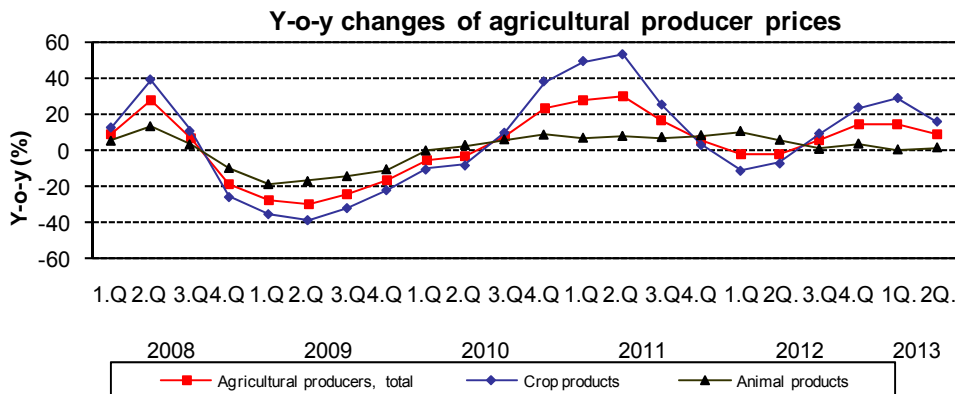
ANALYSIS

15 July 2013

PRODUCER PRICE INDICES IN 2ND QUARTER OF 2013

Compared to **Q1 2013**, **agricultural producer** prices went down by 2.2% in **Q2 2013**. Prices of cereals and fruit were lower (-1.8%, -2.6%, respectively). Prices of fresh vegetables and potatoes were higher (+47.0%, +2.5%, respectively). Among animal products price decreases were recorded in poultry (-0.9%), pigs (-2.0%) and eggs (-18.1%). Prices of milk went up by 2.9%.

Prices of **agricultural producers** in **Q2 2013** compared to **Q2 2012** were higher by 9.3%. Prices of crop products grew (+15.9%) and also animal products increased (+1.6%). Higher prices in crop products were mainly affected by prices of potatoes (+32.7%), fresh vegetables (+20.6%) and cereals (+20.5%). Prices of fruit went down by 5.9%. Prices of animal products were higher due to price growth of cattle for slaughter (+3.2%), milk (+3.5%) and poultry (+10.4%). Prices of eggs and pigs for slaughter were lower (-25.3% and -0.3%).



Information Services Unit - Headquarters

Are you interested in the latest data connected with inflation, GDP, population, wages in industry and much more? You can find them on pages of the Czech Statistical Office on the Internet: www.czso.cz
tel: +420 274 052 304, +420 274 052 425, e-mail: infoservis@czso.cz

ANALYSIS

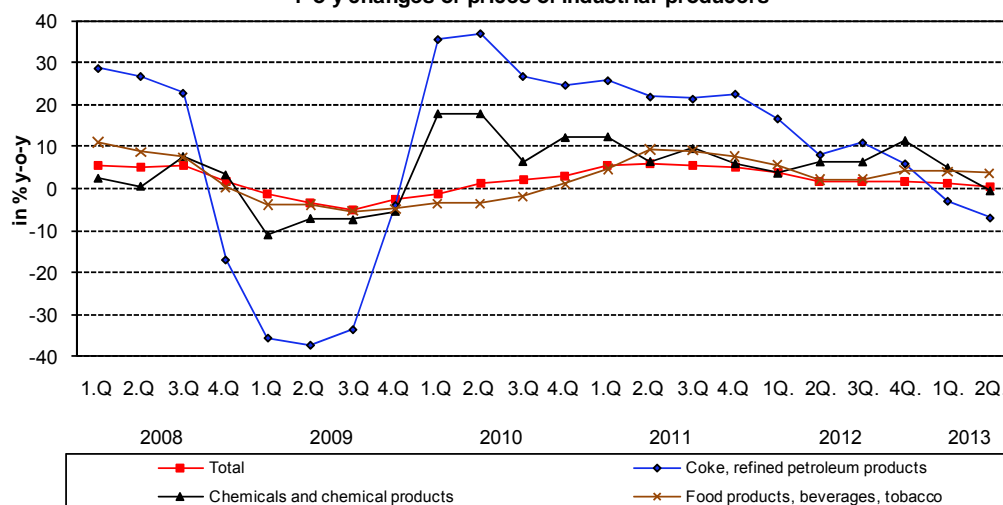
In the second quarter of 2013 compared to the first quarter of 2013 **industrial producer prices** decreased by 0.7%. Prices went down the most in 'coke, refined petroleum products' (-4.6%), 'chemicals and chemical products' (-2.5%) and 'basic pharmaceutical products' (-2.1%). Prices went up primarily in 'textiles, clothes, leather and leather products' (+0.6%) and 'mining and quarrying' (+0.4%).

Industrial producer price indices (previous quarter = 100)

Code	Name	2012		2013	
		Q3	Q4	Q1	Q2
	TOTAL	99,8	100,3	100,9	99,3
B	Mining and quarrying	100,5	98,1	101,5	100,4
C	Manufactured products	99,9	100,4	100,3	99,2
CA	Food products, beverages, tobacco	100,9	102,6	100,7	99,5
CB	Textiles, clothes, leather and leather products	100,7	99,0	100,3	100,6
CC	Wood, wood product, paper, printing	99,8	100,0	100,1	99,6
CD	Coke, refined petroleum products	100,3	98,8	98,5	95,4
CE	Chemicals and chemical products	98,4	102,9	100,8	97,5
CF	Basic pharmaceutical products	100,8	99,8	100,7	97,9
CG	Rubber and plastic prod., other non-metallic min. prod.	99,3	99,6	100,2	99,6
CH	Basic metals, fabricated metal products	99,3	99,2	99,6	99,8
CI	Computer, electronic and optical products	99,8	99,3	100,0	99,7
CJ	Electrical equipments	99,6	100,4	100,7	99,7
CK	Machinery and equipment n.e.c.	100,2	100,5	100,6	99,3
CL	Transport equipment	99,3	100,3	100,8	100,1
CM	Furniture, other manufactured product	100,0	100,0	100,9	100,2
D	Electricity, gas, steam and air conditioning	100,0	100,3	103,7	99,6
E	Water supply, sewerage, waste manag. and rem. serv.	100,0	100,0	105,7	100,0

Prices of **industrial producers** increased by 0.5% in the second quarter of 2013 (+1.2% in the first quarter of 2013), **year-on-year**. Prices went up in 'food products, beverages, tobacco' (+3.7%), 'electricity, gas, steam and air conditioning' (+3.5%) and 'furniture, other manufactured products' (+1.0%).

Y-o-y changes of prices of industrial producers



Information Services Unit - Headquarters

Are you interested in the latest data connected with inflation, GDP, population, wages in industry and much more? You can find them on pages of the Czech Statistical Office on the Internet: www.czso.cz
tel: +420 274 052 304, +420 274 052 425, e-mail: infoservis@czso.cz

ANALYSIS

Prices went down in 'coke, refined petroleum products' (-6.9%), 'basic metals, fabricated metal products' (-2.1%) and 'computer, electronic and optical products' and 'rubber and plastic products, other non-metallic min. products' (-1.2% both).

According to an estimate, **construction work** prices in **Q2 2013** compared to **Q1 2013** were lower by 0.4%; prices of construction material input decreased (-0.2%).

According to an estimate, **construction work** prices in **Q2 2013 compared to the corresponding period of 2012** decreased by 1.2%, prices of construction material input decreased by 0.5%.

In comparison to Q1 2013, prices of **market services** decreased by 0.5% in **Q2 2013**. Lower were especially prices of 'telecommunication services' (-14.0%). Prices of 'advertising and market research services' went up by 16.5%. Prices of market services excluding advertising services were lower by 1.7%.

In Q2 2013, prices of **market services** fell by 1.7% in total compared to **Q2 2012**. Price decreases were recorded for 'storage' (-19.8%), 'telecommunication services' (-14.8%) and 'freight transport services and pipe transport services' (-2.1%). Higher prices were in sector of 'financial intermediation, except insurance and pension funding' (+2.1%) and 'advertising and market research services' (+6.2%). Prices of market services excluding advertising services fell by 2.0%.

ANALYSIS

Industrial producer price indices

Code	Name	Corresponding period of the previous year = 100				
		2013				
		Q1	April	May	June	Q2
	TOTAL	101,2	100,5	100,3	100,7	100,5
B	Mining and quarrying	97,3	100,5	100,5	100,2	100,4
C	Manufactured products	100,8	99,7	99,6	100,0	99,8
CA	Food products, beverages, tobacco	104,0	103,6	103,8	103,8	103,7
CB	Textiles, clothes, leather and leather products	99,7	100,3	100,8	100,2	100,4
CC	Wood, wood product, paper, printing	99,9	99,9	99,5	99,1	99,5
CD	Coke, refined petroleum products	97,1	89,8	91,2	98,6	93,1
CE	Chemicals and chemical products	105,0	100,6	98,6	99,4	99,5
CF	Basic pharmaceutical products	103,3	99,2	99,2	99,3	99,2
CG	Rubber and plastic products, other non-metallic min. products	99,8	99,0	98,7	98,6	98,8
CH	Basic metals, fabricated metal products	98,1	98,6	98,0	97,2	97,9
CI	Computer, electronic and optical products	98,1	99,6	99,1	97,8	98,8
CJ	Electrical equipments	100,6	101,2	100,5	99,9	100,5
CK	Machinery and equipment n.e.c.	102,2	101,3	100,4	100,1	100,6
CL	Transport equipment	100,8	101,5	100,7	99,5	100,6
CM	Furniture, other manufactured product	100,7	101,0	101,0	101,0	101,0
D	Electricity, gas, steam and air conditioning	103,7	103,5	103,5	103,6	103,5
E	Water supply, sewerage, waste manag. and remediation serv.	105,8	105,7	105,7	105,7	105,7

Information Services Unit - Headquarters

Are you interested in the latest data connected with inflation, GDP, population, wages in industry and much more? You can find them on pages of the Czech Statistical Office on the Internet: www.czso.cz
tel: +420 274 052 304, +420 274 052 425, e-mail: infoservis@czso.cz