



národní
úložiště
šedé
literatury

Vývoj indexů cen výrobců ve 3. čtvrtletí 2010

Český statistický úřad
2010

Dostupný z <http://www.nusl.cz/ntk/nusl-203408>

Dílo je chráněno podle autorského zákona č. 121/2000 Sb.

Tento dokument byl stažen z Národního úložiště šedé literatury (NUŠL).

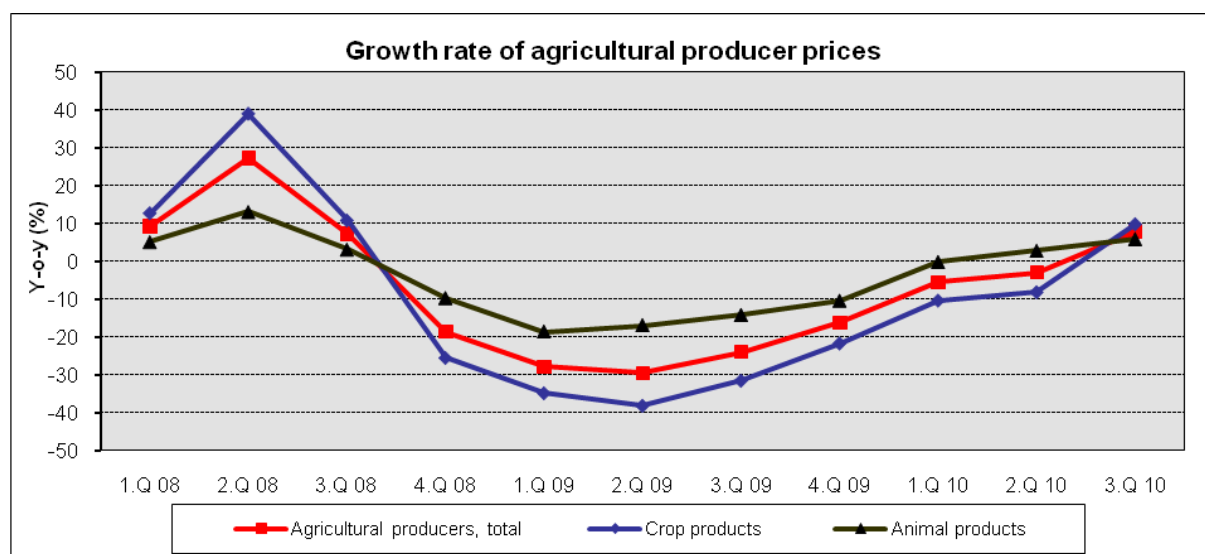
Datum stažení: 28.04.2024

Další dokumenty můžete najít prostřednictvím vyhledávacího rozhraní nusl.cz.

Producer price indices in the third quarter of 2010

In the third quarter of 2010, agricultural producer prices increased compared to previous quarter by 6.2%. Prices of crop products increased by 10.0%, prices of animal products by 2.3%. Prices of potatoes were higher by 23.6%, cereals by 15.0% and fruits by 5.3%. Prices of vegetables increased by 24.7% (-14.5% in the second quarter). Among animal products price increase was recorded in pigs for slaughter (+7.7%) and milk (+2.6%). Prices of eggs decreased by 15.5%.

Prices of agricultural producers were higher by 7.9% in the third quarter of 2010 year-on-year (-2.9% in the second quarter of 2010). The growth came mainly from crop products, in which prices grew by 9.8%. Prices of animal products were higher by 6.0%. Price growth in crop products (+11.9) was due to higher prices of potatoes (+13.1%), fruit (+21.3%) and vegetables (+54.8%). As for animal products, lower were prices of eggs (-12.4%), pigs for slaughter (-8.4%) and poultry (-1.6%). Prices of milk increased by 24.9%.

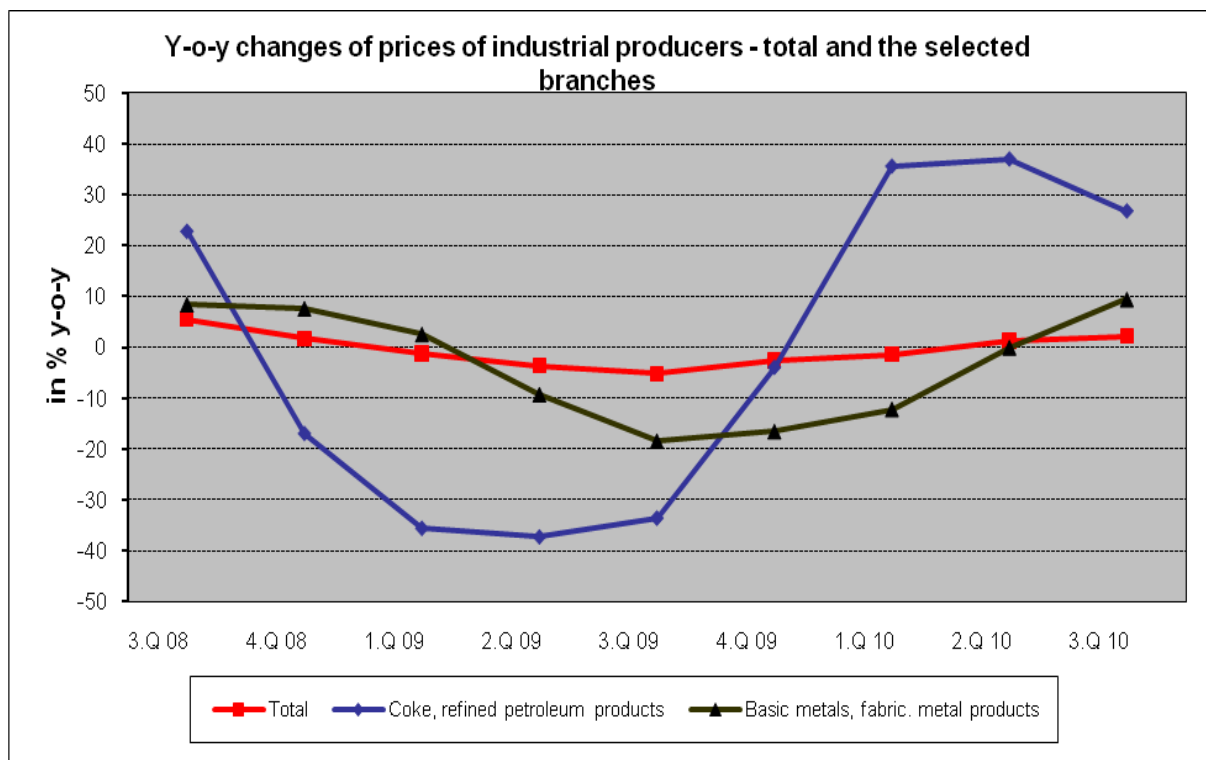


In the third quarter of 2010, industrial producer prices increased compared to previous quarter by 0.4%. Prices increased primarily in 'basic metals, fabricated metal products' (+5.0%). Prices went up in 'food products, beverages and tobacco' (+1.0%). Prices decreased primarily in 'chemicals and chemical products' (-4.4%) and 'coke, refined petroleum products' (-2.0%).

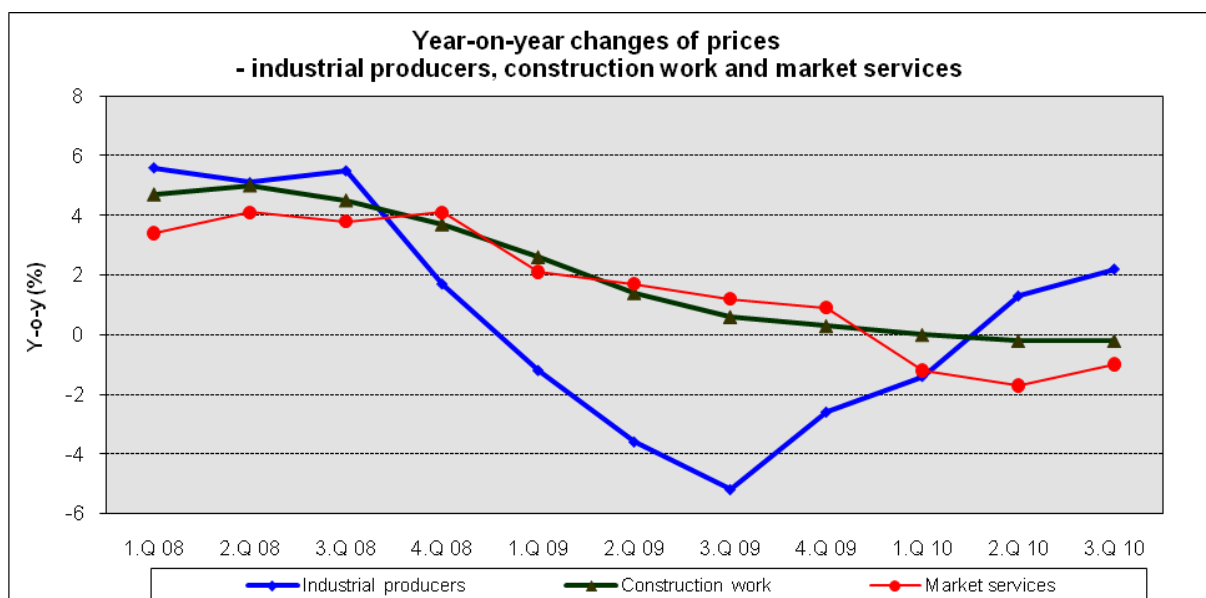
Industrial producer price indices (previous quarter = 100)

Code	Name	2009	2010		
		Q4	Q1	Q2	Q3
	TOTAL	99.9	100.5	101.4	100.4
B	Products from mining and quarrying	100.4	100.8	107.1	99.8
C	Manufactured products	99.8	100.8	101.5	100.6
CA	Food products, beverages and tobacco	98.8	99.4	99.0	101.0
CB	Textiles, wearing apparel, leather	100.2	99.8	100.2	100.8
CC	Wood, paper, printing services	99.9	99.9	99.8	101.2
CD	Coke and refined petroleum products	104.2	112.0	110.8	98.0
CE	Chemicals and chemical products	96.3	109.2	105.8	95.6
CF	Basic pharmaceutical products	100.4	96.7	98.6	100.5
CG	Rubber and plastic products	99.7	99.2	99.4	100.1
CH	Basic metals and fabricated metal products	100.2	99.6	104.6	105.0
CI	Computer, electronic and optical products	100.3	100.3	99.8	99.1
CJ	Electrical equipment	101.1	101.8	100.0	99.4
CK	Machinery and equipment n.e.c.	99.8	99.4	99.5	99.7
CL	Transport equipment	99.6	98.8	99.8	98.3
CM	Furniture, other manufactured goods	100.1	100.3	100.4	100.1
D	Electricity, gas, steam	100.4	98.8	99.7	100.0
E	Water, water treatment and supply ser.	100.0	103.8	99.8	100.0

Prices of **industrial producer** increased by 2.2% in the **third quarter** of 2010 (-1.3% in the second quarter of 2010) **year-on-year**. Prices increased the most in 'coke, refined petroleum products' by 26.8% (+37.0% in the second quarter), 'basic metals, fabricated metal products' by 9.5% (no change in the second quarter), 'mining and quarrying' by 8.3% (+8.6% in the second quarter) and 'chemicals and chemical products' by 6.5% (+17.9% in the second quarter). Prices decreased primarily in 'basic pharmaceutical products' (-3.9%), 'transport equipments' (-3.5%) and 'food products, beverages and tobacco' (-1.8%).



According to an estimate, in the **third quarter** of 2010, **construction work** prices decreased compared to previous quarter by 0.1%, prices of construction material input increased by 1.1%. According to an estimate, **construction work** prices in the **third quarter** of 2010 compared to the **corresponding period of 2009** were lower by 0.2% **year-on-year**, prices of construction material input increased by 2.3%.



In the third quarter of 2010, **market services** prices decreased compared to **previous quarter** by 0.7%. Lower were mainly prices of advertising and market research by 6.9%, telecommunications services by 0.8% and financial intermediation by 0.4%. On the contrary, prices in real estate services, freight transport and postal and courier services increased by 0.3%, 0.9% and 1.1%, respectively. Market services prices in total excluding advertising services increased by 0.1%.

In the third quarter of 2010, prices of **market services** were lower **compared to the corresponding period of 2009** by 1.0% in total. The development of total price level was affected mainly by prices in advertising and market research, which were lower by 4.6%. On the increase were prices in employment activities by 9.2%. Market services prices in total excluding advertising services decreased by 0.5%.