



národní
úložiště
šedé
literatury

Význam niektorých scientometrických kritérií pri tvorbe rozpočtu a kvalifikačnom raste na Univerzite Pavla Jozefa Šafárika v Košiciach, Slovenská republika

Černák, Juraj
2012

Dostupný z <http://www.nusl.cz/ntk/nusl-126585>

Dílo je chráněno podle autorského zákona č. 121/2000 Sb.

Licence Creative Commons Uveďte autora-Neužívejte dílo komerčně-Nezasahujte do díla 3.0 Česko

Tento dokument byl stažen z Národního úložiště šedé literatury (NUŠL).

Datum stažení: 16.08.2024

Další dokumenty můžete najít prostřednictvím vyhledávacího rozhraní nusl.cz .



The Role of Scientometric Criteria in the Formation of Budget and Qualification Growth at Pavol Jozef Šafárik University in Košice, the Slovak Republic

1 Prague, 5th October 2012

Pavol Jozef Šafárik University in Košice
Šrobárova 2, 041 80 Košice, www.upjs.sk



PAVOL JOZEF ŠAFÁRIK UNIVERSITY IN KOŠICE

Wisdom of the past, knowledge of the present, education of the future.



Outline

1. P. J. Šafárik University in Košice – basic information
2. State subsidy of public universities in Slovakia
3. Administration systems of publication output
4. Publication output and the state subsidy at UPJŠ
5. Publication output and citations in qualification growth of lecturers
6. Further activities in which the number and quality of publications and citations play an important role
7. Conclusions



1. Pavol Jozef Šafárik University in Košice – basic information

Universitas Cassoviensis ab anno 1657

- 1657 foundation of *Academia Cassoviensis*
- 1660 Golden Bull awarded by Leopold I
- 1959 Pavol Jozef Šafárik University in Košice (UPJŠ)
- 1997 university splitting into UPJŠ in Košice and University in Prešov



Pavol Jozef Šafárik
1793-1861

- **Faculties:** Faculty of Medicine (1949)
Faculty of Sciences (1963)
Faculty of Law (1973)
Faculty of Public Administration (1998)
Faculty of Arts (2007)





Slovakia (NUTS 1)

5.4 million inhabitants

40 universities:

20 public + 3 state + 13 privat + 4 foreign

region of eastern Slovakia (NUTS 2)

1.6 million inhabitants

Košice 235 000 inhabitants

Pavol Jozef Šafárik University in Košice:

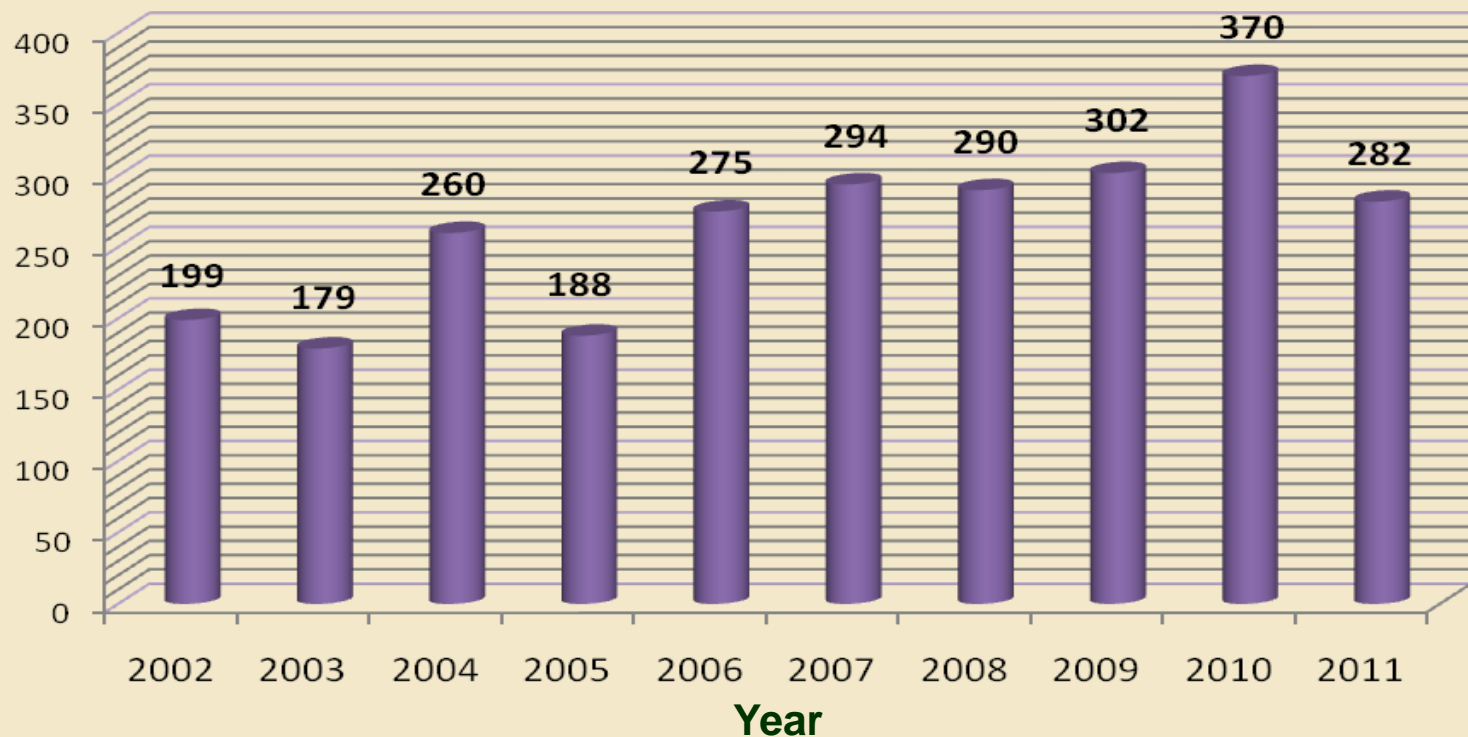
- **second classical public university in Slovakia**
- **more than 8,700 students (4.9 % of all public university students in Slovakia)**
- **900 graduates per year, mainly with MA (incl. M.D.) degree + 70 PhD. graduates**
- **1 300 employees; 700 university lecturers and research staff**
- **scientific character: mainly basic research, more than 300 research papers registered in WoK per year (8 % of 20 Slovak public universities)**

Number of publications by UPJŠ in WoK database (27. 4. 2012)

Number of publications originating from Slovakia: **3,512** (2010: **3,641**);

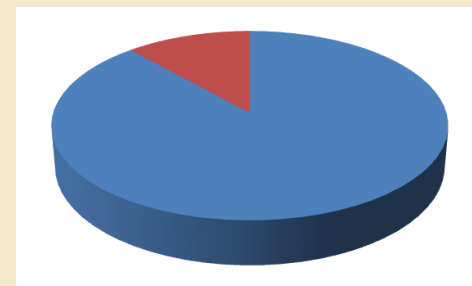
Publications originating from UPJŠ represent **8.0 %** (2011);

UPJŠ students out of the total (public universities): **4,9 %**



2. State subsidy of public universities in Slovakia

- **432.74 M€** total state subsidy for 20 public universities (in 2011) which are in competition for this money, among these:
- **261.45 M€** for accredited study programs
 - includes subsidy for salaries (**165.21 M€**) which depend:
 - 15 % on the number and categories of **publication output**
 - 85 % essentially on the number of students
- **106.05 M€** for university research
 - main criteria:
 - number of lecturers and researchers multiplied by the results of last complex accreditation (4.0-1.0; indirectly included publication output) (45 %)
 - amount of research grants from abroad (14 %)
 - amount of home research grants (14 %)
 - publication output** (27 %)



12 % of the state subsidy upon publication output

Publication output is used as a scientometric criterion ⇒
⇒ need for an administration system of publication output

Source: http://www.minedu.sk/data/USERDATA/ATEMY/2011/VysSkol/Methodika_2011_WEB.pdf

Specification of state subsidy for public universities in 2011: Table 1

| | A | B | C | D | E | F | G | H | I | J | K | L | M | N |
|----|-----------------------------------|---|---|---------------------------------|------------|----------------------------|-----------|-----------------------------|--|-------------------------------|-----------------------|---|-------------------------------------|-------------------------------|
| 1 | Rozpis dotácie_2011 (RD_2011)_EUR | | | | | | | | | | | | | |
| 2 | z toho: Bežné výdavky | | | | | | | | | | | | | |
| 3 | VVŠ | Výkonové zložky (07711: MP+odv+TaS) + 0771201 | Bežné dotácie na rok 2011 spolu (program 077) | Podprogram 07711- bežné dotácie | 07711-mzdy | 07711-odvody z miezd 35,2% | 07711-TaS | 07711-štipendiá doktorandov | 077 11 - záloha na klinické pracoviská | Prvok 0771201 - bežné dotácie | 07715 - bežné dotácie | Prvok 0771501 - preddavok na sociálne štipendiá | Prvok 0771502 - motivačné štipendiá | Prvok 0771503 - bežné dotácie |
| 4 | UK Bratislava | 58 967 296 | 77 188 587 | 47 499 762 | 22 358 025 | 7 870 025 | 7 056 796 | 7 729 715 | 2 485 201 | 21 682 450 | 8 006 375 | 2 239 511 | 1 018 000 | 4 748 864 |
| 5 | UPJŠ Košice | 17 153 254 | 22 757 216 | 14 564 768 | 6 656 435 | 2 343 065 | 2 427 348 | 1 766 983 | 1 370 937 | 5 726 406 | 2 466 042 | 1 367 408 | 354 700 | 743 934 |
| 6 | PU Prešov | 12 599 887 | 18 316 144 | 11 385 326 | 5 397 622 | 1 899 963 | 2 331 803 | 1 216 551 | 539 387 | 2 970 499 | 3 960 319 | 2 702 932 | 342 150 | 915 237 |
| 7 | UCM Trnava | 6 147 545 | 7 613 374 | 5 659 648 | 2 881 112 | 1 014 151 | 1 243 758 | 462 610 | 58 017 | 1 008 524 | 945 202 | 531 398 | 228 650 | 185 154 |
| 8 | UVL Košice | 7 923 522 | 9 159 398 | 6 380 786 | 2 974 668 | 1 047 083 | 1 771 142 | 587 893 | | 2 130 629 | 647 983 | 276 318 | 78 600 | 293 065 |
| 9 | UKF Nitra | 15 128 463 | 19 265 704 | 12 943 483 | 6 462 251 | 2 274 712 | 2 474 986 | 1 484 369 | 247 165 | 3 916 514 | 2 405 707 | 1 306 014 | 401 300 | 698 393 |
| 10 | UMB B.Bystrica | 14 573 110 | 18 590 413 | 11 868 917 | 6 109 460 | 2 150 530 | 2 343 500 | 1 265 427 | | 3 969 620 | 2 751 876 | 1 361 789 | 378 200 | 1 011 887 |
| 11 | TvU Trnava | 8 022 578 | 10 243 014 | 7 217 969 | 3 368 177 | 1 185 598 | 1 394 096 | 996 745 | 273 353 | 2 074 707 | 950 338 | 617 061 | 219 300 | 113 977 |
| 12 | STU Bratislava | 45 983 720 | 56 943 985 | 35 234 060 | 17 138 021 | 6 032 583 | 5 800 174 | 6 263 282 | | 17 012 942 | 4 696 983 | 1 146 718 | 796 400 | 2 753 865 |
| 13 | TU Košice | 29 320 579 | 38 957 862 | 23 665 593 | 11 880 335 | 4 181 878 | 4 502 917 | 3 100 463 | | 8 755 449 | 6 536 820 | 3 114 111 | 618 250 | 2 804 459 |
| 14 | ŽU Žilina | 20 930 859 | 27 056 909 | 16 566 766 | 8 217 291 | 2 892 486 | 3 127 112 | 2 329 877 | | 6 693 970 | 3 796 173 | 1 164 348 | 443 950 | 2 187 875 |
| 15 | TUAD Trenčín | 6 042 003 | 7 677 563 | 5 708 837 | 2 740 431 | 964 632 | 1 147 668 | 499 722 | 356 384 | 1 189 272 | 779 454 | 514 566 | 158 700 | 106 188 |
| 16 | EU Bratislava | 16 282 842 | 20 861 429 | 14 102 139 | 7 068 976 | 2 488 280 | 3 054 510 | 1 490 373 | | 3 671 076 | 3 088 214 | 1 227 132 | 490 400 | 1 370 682 |
| 17 | SPIU Nitra | 15 797 670 | 19 237 006 | 12 974 528 | 6 282 008 | 2 211 267 | 2 894 781 | 1 586 477 | | 3 909 614 | 2 352 864 | 946 467 | 341 050 | 1 065 347 |

Source: <http://www.minedu.sk/index.php?lang=sk&rootId=7842>

Specification of state subsidy for public universities in 2011: Table 14

| | A | B | C | H | I | J | K | L | M | N | O | P | Q | R | S |
|----|-------------------|----------------------------------|-----------------------|--|--|--|---|---|--|---|---------------------------------|--|---|--|---------------------|
| 1 | | | | | | | | | | | | | | | |
| 2 | | RD z roku 2010 na prvku 07712 01 | | úspešnosti v domácich h 14% | | Podiel pre rozpis podľa úspešnosti v zahraničných grantoch 14% | | | | Podiel pre rozpis podľa publikačnej činnosti a umeleckej tvorbe | | Podiel VVŠ na výkonomom rozpise dotácie na výskumnú, vývojovú alebo umeleckú činnosť | Prepočítaný podiel VVŠ na výkonomom rozpise | Rozpis dotácie na rok 2011 v EUR pred úpravou na garantované minimum | Garantované minimum |
| 3 | VVŠ | RD z roku 2010 na mzdy | RD z roku 2010 na TaS | Objem domácich grantov na VaT od 1.11.2007 do 31.10.2009 | Podiel vysokej školy na grantovej úspešnosti domáce granty | Objem zahr. grantov na VaT od 1.11.2008 do 31.10.2009 | Objem zahr. grantov na VaT od 1.11.2007 do 31.10.2008 | Objem zahr. grantov na VaT od 1.11.2007 do 31.10.2009 | Podiel vysokej školy na grantovej úspešnosti - zahraničné granty | Podiel na publikačnej činnosti 24,5% | Podiel na umeleckej tvorbe 2,5% | | | | |
| 4 | UK Bratislava | 3 782 019 | 711 006 | 16 325 641 | 24,29 | 1 600 683 | 1 071 237 | 2 671 919 | 26,47 | 26,04 | 2,67 | 23,713 | 23,713 | 22 294 153 | 20 765 33 |
| 5 | UPJŠ Košice | 969 165 | 182 199 | 4 457 840 | 6,63 | 264 192 | 303 767 | 567 959 | 5,63 | 9,05 | 0,00 | 6,585 | 6,585 | 6 190 866 | 5 030 05 |
| 6 | PU Prešov | 575 575 | 108 206 | 1 176 372 | 1,75 | 10 041 | 13 650 | 23 691 | 0,23 | 4,10 | 4,86 | 3,393 | 3,393 | 3 189 904 | 2 641 55 |
| 7 | UCM Trnava | 176 928 | 33 262 | 339 446 | 0,51 | 53 519 | 46 800 | 100 319 | 0,99 | 1,40 | 0,47 | 1,258 | 1,258 | 1 182 348 | 747 91 |
| 8 | UVL Košice | 344 272 | 64 722 | 2 108 397 | 3,14 | 93 349 | 293 833 | 387 182 | 3,84 | 2,37 | 0,00 | 2,477 | 2,477 | 2 328 762 | 1 833 57 |
| 9 | UKF Nitra | 798 044 | 150 029 | 1 415 054 | 2,11 | 78 084 | 67 394 | 145 478 | 1,44 | 5,33 | 2,70 | 3,834 | 3,834 | 3 604 336 | 3 916 51 |
| 10 | UMB Banská Bystrá | 789 577 | 148 438 | 991 164 | 1,47 | 83 055 | 47 237 | 130 292 | 1,29 | 5,31 | 2,81 | 4,385 | 4,385 | 4 122 732 | 3 740 06 |
| 11 | TVU Trnava | 404 189 | 75 986 | 655 217 | 0,97 | 26 285 | 19 614 | 45 899 | 0,45 | 2,34 | 1,51 | 1,721 | 1,721 | 1 617 781 | 2 074 70 |
| 12 | STU Bratislava | 2 843 405 | 534 550 | 17 322 586 | 25,77 | 1 264 455 | 1 494 235 | 2 758 690 | 27,33 | 17,73 | 2,17 | 18,750 | 18,750 | 17 627 872 | 16 090 99 |

Source: <http://www.minedu.sk/index.php?lang=sk&rootId=7842>

3. Administration systems of publication output

World: Databases Web of Knowledge (WoK), Current Content Connect (CCC), SCOPUS, ...

used in Slovakia, but do not cover the whole publication output, e.g. in humanities or social sciences

Slovakia: Database CREPČ (Centrálny register evidencie publikačnej činnosti Central registry of publication output) – includes whole published output of the public universities; data imported from university libraries; input for calculation of state subsidy;

<http://www.crepc.sk/portal?fn=main>



UPJŠ: university database of publication output (ALEPH) input through a web form; export to CREPČ

<http://ciakt.upjs.sk/uk/publikacie2.php>

<https://aleph.upjs.sk/>

Web form for registration of the publication as input in the university database

Formulár pre evidenciu publikačnej činnosti zamestnancov UPJŠ v Košiciach

Názvy povinných polí sú vyznačené farebne.

1) V prípade dokumentu s viacerými autormi sa označí autor, ktorý formulár vyplňuje, kliknutím na príslušné pole za poradovým číslom daného autora.

Po vyplnení formuláru máte pred jeho odoslaním ešte možnosť skontrolovať a prípadne upraviť vami zadané údaje. **Po odoslaní formulára je potrebné zobrazený informačný hárok vytlačiť a podpísaný doručiť zodpovednému pracovníkovi UK UPJŠ.**

Informácie o autoroch dokumentu

Zadajte počet autorov evidovaného dokumentu:

| Por. ¹ | Meno | Priezvisko | Titul(y) | % | Pracovisko | Ústav/Katedra | Kontakt (t.č./email) |
|--------------------------|-------|------------|----------|----|--------------------|---------------|----------------------|
| 1. <input type="radio"/> | Juraj | Černák | prof. | 50 | Vyberte pracovisko | | |
| 2. <input type="radio"/> | | | | | Vyberte pracovisko | | |

Informácie o

Názov dokumentu (uvedený v jazyku dokumentu)

Preklad názvu dokumentu (do angličtiny / slovenčiny - ak je jazyk dokumentu iný ako slovenčina)

Kľúčové slová (slovenčina)

Kľúčové slová (angličtina)

Source: <http://ciakt.upjs.sk/uk/publikacie2.php>

Classification of published output in Slovakia

In Slovakia the publications are classified according to the legislative document [1]. For classification a **three-positioned code XYZ** is used :

1st position (originality and type of the publication):

A scientific; **B** specialised; **C** artistic; **D** dissertations;
E reviews, reports, translations; **F** editorial; **G** popularizing

2nd position (character of the publication) :

A monograph or book; **B** chapter in a book; **C** chapter or full textbook;
D journal paper; **E** paper in proceedings; **F** conference proceedings; **G** reports, legislative documents; **H** electronic publication on the web; **I** other

3rd position (territoriality of the publication) :

A abroad; **B** in Slovakia (home); **C** paper in international CCC type journal; **D** papers in home CCC type journal; **E** international journal paper; **F** home journal paper.

Examples: **ADC** - scientific papers in journal covered by CCC database printed abroad
AFK - poster presented at conferences abroad

[1] Smernica č. 13/2008-R zo 16. októbra 2008 o bibliografickej registrácii a kategorizácii publikačnej činnosti, umeleckej činnosti a ohlasov

Example of partial output from the university database of published output (2011)

ACC - Chapters in university textbooks published abroad (1)

ACC1 Vlastnosti tuhých látok pri nízkych teplotách
Alexander Feher, Miloš Rotter
Fyzika nízkých teplot I. a II. část, Praha : matfyzpress, 2011, ISBN 9788073781682, S. 526-564

ACD - Chapters in university textbooks published in the country of residence (1)

ACD1 Determinanty zdravia alebo čo ovplyvňuje zdravie ľudí
Ivan Rovný, Peter Juriš, Martin Starzyk
Vybrané kapitoly verejného zdravotníctva I, Bratislava : INTERPHARM Slovakia, a.s. Bratislava, 2011, ISBN 9788089057337, S. 179-232

ADC - Scientific/scholarly papers published in the journals registered in the Current Contents Connect database and published abroad (227)

ADC1 (E)-2-Benzylidenecyclanones : Part VI. Solvent effect on the UV and fluorescence properties of some chalcones and their cyclic analogues. Interaction of 4-dimethylaminochalcones with bovine and human serum albumin : a UV-vis study
Krisztina Fodor, Vladimíra Tomečková, Tamás Köszegi, Ivan Kron, Pál Perjési
Monatshefte für Chemie, ISSN 0026-9247, Vol. 142, no. 5 (2011), s. 463-468

ADC2 A dispersive liquid-liquid microextraction for determination of boron in water after ultrasound-assisted conversion to tetrafluoroborate
Lenka Rusnáková, Vasiľ Andruch, Ioseph S. Balogh, Jana Šandrejová
Talanta, ISSN 0039-9140, Vol. 85, no. 1 (2011), s. 541-545

⇒ export to CREPČ

Examples of output from the CREPČ database (2009)

AAA Vedecké monografie vydané v zahraničných vydavateľstvách

Počet záznamov: 3

ref. číslo: UPJŠ.Košice.000034555

AAA001 Lisý, Vladimír - Tóthová, Jana - Brutovský, Branislav: Continuum models for low-frequency dynamics of macromolecules and vesicles. / [Kontinuálne modely nízkofrekvenčnej dynamiky makromolekúl a vezikúl.] . Brno : Tribun EU, 2008. - s. 208. - ISBN 9788073995713

ref. číslo: UPJŠ.Košice.000038081

AAA002 Komanický, Vladimír: Fabrication of Single Crystal Ultramicroelectrodes of Noble Metals : growing single crystals of coinage metals in laboratory / [Príprava monokryštalických ultramikroelektród drahých kovov : príprava monokryštálov drahých kovov v laboratóriu.] . Kolín : Lambert Academic Publishing, 2009. - 170 s. - ISBN 9783838306018(BROŽ.)

ref. číslo: UPJŠ.Košice.000038231

AAA003 Walko, Martin: Molecular and Biomolecular Switches / [Molekulové a biomolekulové spínače.] . Groningen : Rijksuniversiteit Groningen, 2009. - 191 s. - ISBN 9789036738965

Source: <http://www.upjs.sk/public/media/3053/upjs2009-pf.pdf>

Classification of published output by the Ministry used for the budget subsidy

Four groups are defined and each group gathers several similar types of publications:

A1 scientific monographs (full or chapters) and other papers of this type:

AAA, AAB, ABA, ABB, ABC, ABD; weight 2/9

A2 textbooks, artistic monographs, translations, editorial work, dictionaries,

encyclopaedia: ACA, ACB, BAA, BAB, BCB, BCI, EAI, CAA, CAB, EAJ, FAI; weight 1/3

B papers in journals gathered in CCC database and patents : ADC, ADD, BDC, BDD, CDC,

CDD, AEG, AEH, AGJ; preference is given to papers ADC, ADD (multiplication factor 5/2); weight 2/9

C other reviewed publications: ACC, ACD, ADE, ADF, AEC, AED, AFA, AFB, AFC, AFD, AFE,

AFF, AFG, AFH, BBA, BBB, BCK, BDA, BDB, BDE, BDF, BEC, BED, BFA, BFB, BGH, CDE, CDF; weight 2/9

Specification of state subsidy for public universities : Table 20

| Upozornenie zabezpečenia Určitý aktívny obsah bol vypnutý. Podrobné informácie získate kliknutím sem. Povolit' obsah | | | | | | | | | | | | | | | | | | | | |
|--|-------|---|-----|------|------|-------|-----------|-----------------------|--------|--------|--------|--------|-------|-------|-------|-------|-------------|---|---|--------------|
| L3 =H3/\$H\$23 | | | | | | | | | | | | | | | | | | | | |
| P.č. | VVS | Váňovaný počet záznamov za roky 2008 a 2009 | | | | | | Pre výpočet na 077 11 | | | | | | | | | | Podiel na pulikačnej činnosti VVS_2010 077 11 | Podiel na pulikačnej činnosti VVS_2010 077 12 | Pc pul čí VV |
| | | A1 | A2 | B | C1 | C2 | C = C1+C2 | A1 | A2 | B | C | C2 | A1 | A2 | B | C | spolu 07711 | | | |
| 1. | UK | 283,4 | 819 | 6500 | 2894 | 19286 | 22180 | 0,1583 | 0,1691 | 0,3644 | 0,1555 | 0,1532 | 0,035 | 0,056 | 0,081 | 0,035 | 0,207 | 0,26 | 20,71 | 26,04 |
| 2. | UPJŠ | 65,2 | 192 | 2552 | 616 | 5049 | 5665 | 0,0364 | 0,0396 | 0,1431 | 0,0397 | 0,0401 | 0,008 | 0,013 | 0,032 | 0,009 | 0,062 | 0,09 | 6,19 | 9,05 |
| 3. | PU | 126,8 | 349 | 318 | 949 | 6835 | 7784 | 0,0708 | 0,0721 | 0,0178 | 0,0546 | 0,0543 | 0,016 | 0,024 | 0,004 | 0,012 | 0,056 | 0,04 | 5,59 | 4,10 |
| 4. | UCM | 29,2 | 112 | 239 | 331 | 1515 | 1846 | 0,0163 | 0,0231 | 0,0134 | 0,0129 | 0,0120 | 0,004 | 0,008 | 0,003 | 0,003 | 0,017 | 0,01 | 1,72 | 1,40 |
| 5. | UVL | 18,2 | 99 | 590 | 349 | 2618 | 2967 | 0,0102 | 0,0204 | 0,0331 | 0,0208 | 0,0208 | 0,002 | 0,007 | 0,007 | 0,005 | 0,021 | 0,02 | 2,10 | 2,37 |
| 6. | UKF | 181 | 365 | 383 | 851 | 7696 | 8547 | 0,1011 | 0,0754 | 0,0215 | 0,0599 | 0,0611 | 0,022 | 0,025 | 0,005 | 0,013 | 0,066 | 0,05 | 6,57 | 5,33 |
| 7. | UMB | 192,8 | 390 | 321 | 1033 | 7400 | 8433 | 0,1077 | 0,0805 | 0,0180 | 0,0591 | 0,0588 | 0,024 | 0,027 | 0,004 | 0,013 | 0,068 | 0,05 | 6,79 | 5,31 |
| 8. | TVU | 81 | 222 | 159 | 547 | 3405 | 3952 | 0,0453 | 0,0458 | 0,0089 | 0,0277 | 0,0270 | 0,010 | 0,015 | 0,002 | 0,006 | 0,033 | 0,02 | 3,35 | 2,34 |
| 9. | STU | 161,8 | 412 | 4312 | 2331 | 18455 | 20786 | 0,0904 | 0,0851 | 0,2418 | 0,1458 | 0,1466 | 0,020 | 0,028 | 0,054 | 0,032 | 0,135 | 0,18 | 13,46 | 17,73 |
| 10. | TUKE | 92,2 | 326 | 765 | 954 | 13837 | 14791 | 0,0515 | 0,0673 | 0,0429 | 0,1037 | 0,1099 | 0,011 | 0,022 | 0,010 | 0,023 | 0,066 | 0,06 | 6,65 | 5,89 |
| 11. | ŽU | 47,6 | 239 | 268 | 1802 | 10093 | 11895 | 0,0266 | 0,0493 | 0,0150 | 0,0834 | 0,0802 | 0,006 | 0,016 | 0,003 | 0,019 | 0,044 | 0,03 | 4,42 | 3,15 |
| 12. | TUAD | 22,6 | 90 | 360 | 315 | 3251 | 3566 | 0,0126 | 0,0186 | 0,0202 | 0,0250 | 0,0258 | 0,003 | 0,006 | 0,004 | 0,006 | 0,019 | 0,02 | 1,90 | 1,90 |
| 13. | EU | 123,4 | 381 | 191 | 1134 | 9693 | 10827 | 0,0689 | 0,0787 | 0,0107 | 0,0759 | 0,0770 | 0,015 | 0,026 | 0,002 | 0,017 | 0,061 | 0,04 | 6,08 | 4,14 |
| 14. | SPU | 58,4 | 264 | 534 | 1143 | 7439 | 8582 | 0,0326 | 0,0545 | 0,0299 | 0,0602 | 0,0591 | 0,007 | 0,018 | 0,007 | 0,013 | 0,045 | 0,04 | 4,54 | 3,66 |
| 15. | TUZVO | 71,4 | 208 | 214 | 341 | 4342 | 4683 | 0,0399 | 0,0429 | 0,0120 | 0,0328 | 0,0345 | 0,009 | 0,014 | 0,003 | 0,007 | 0,033 | 0,02 | 3,31 | 2,49 |
| 16. | VŠMU | 12,4 | 17 | 0 | 68 | 105 | 173 | 0,0069 | 0,0035 | 0,0000 | 0,0012 | 0,0008 | 0,002 | 0,001 | 0,000 | 0,000 | 0,003 | 0,00 | 0,30 | 0,22 |
| 17. | VŠVTI | 5,6 | 40 | 0 | 178 | 97 | 275 | 0,0031 | 0,0083 | 0,0000 | 0,0010 | 0,0008 | 0,001 | 0,003 | 0,000 | 0,000 | 0,004 | 0,00 | 0,30 | 0,11 |

Source: <http://www.minedu.sk/index.php?lang=sk&rootId=7842>

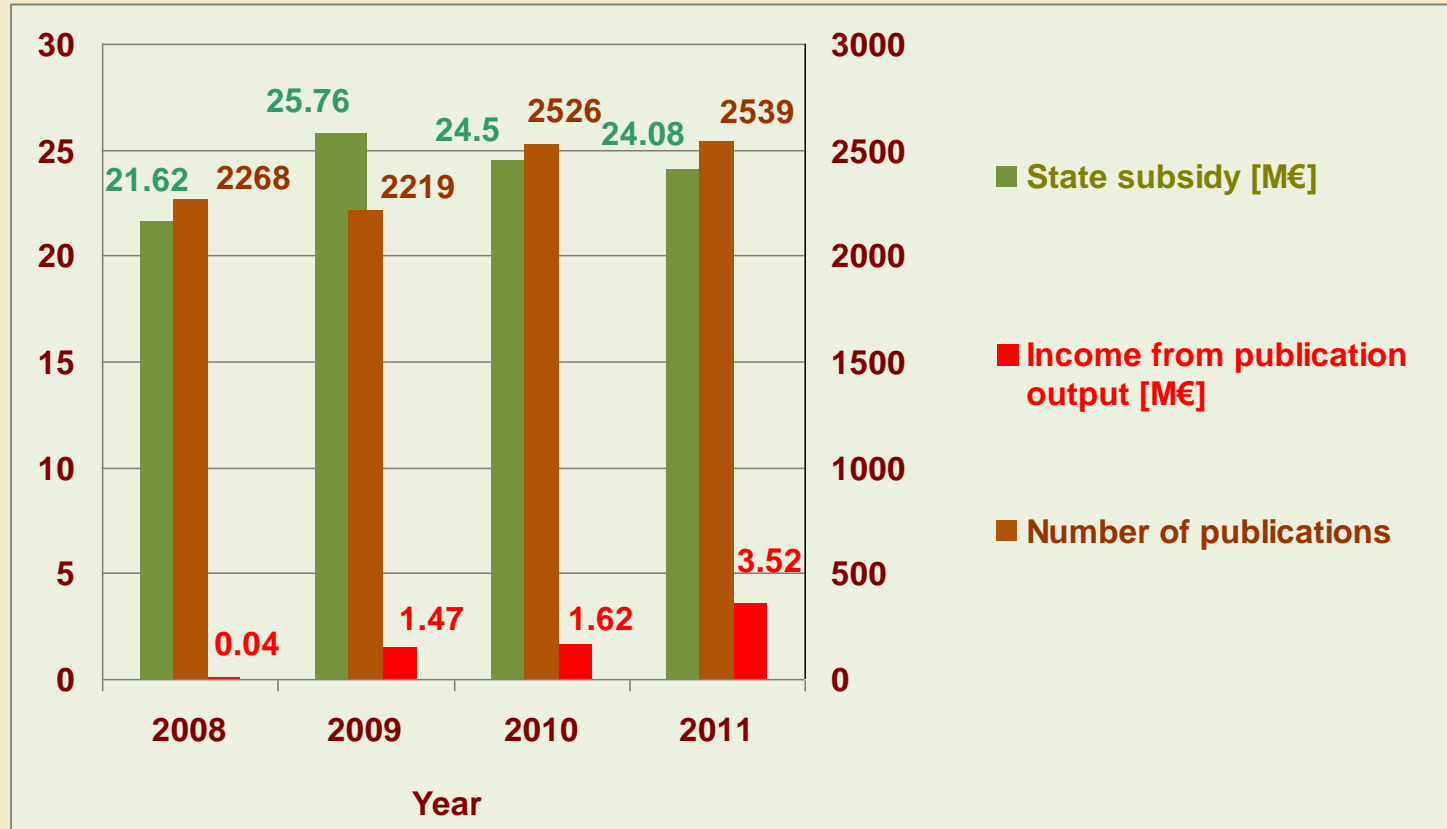
4. Number of publications and the state subsidy on UPJŠ

| Category of pub. output | year | | | |
|-------------------------------------|-------------|-------------|-------------|-------------|
| | 2008 | 2009 | 2010 | 2011 |
| A1 | 26 | 29 | 31 | 64 |
| A2 | 97 | 95 | 150 | 104 |
| B | 313 | 315 | 380 | 330 |
| C | 1832 | 1780 | 1965 | 2041 |
| Sum | 2268 | 2219 | 2526 | 2539 |
| Received direct subsidy (M€) | 0.04 | 1.47 | 1.62 | 3.52 |

Calculated "income" of one publication for the university budget:

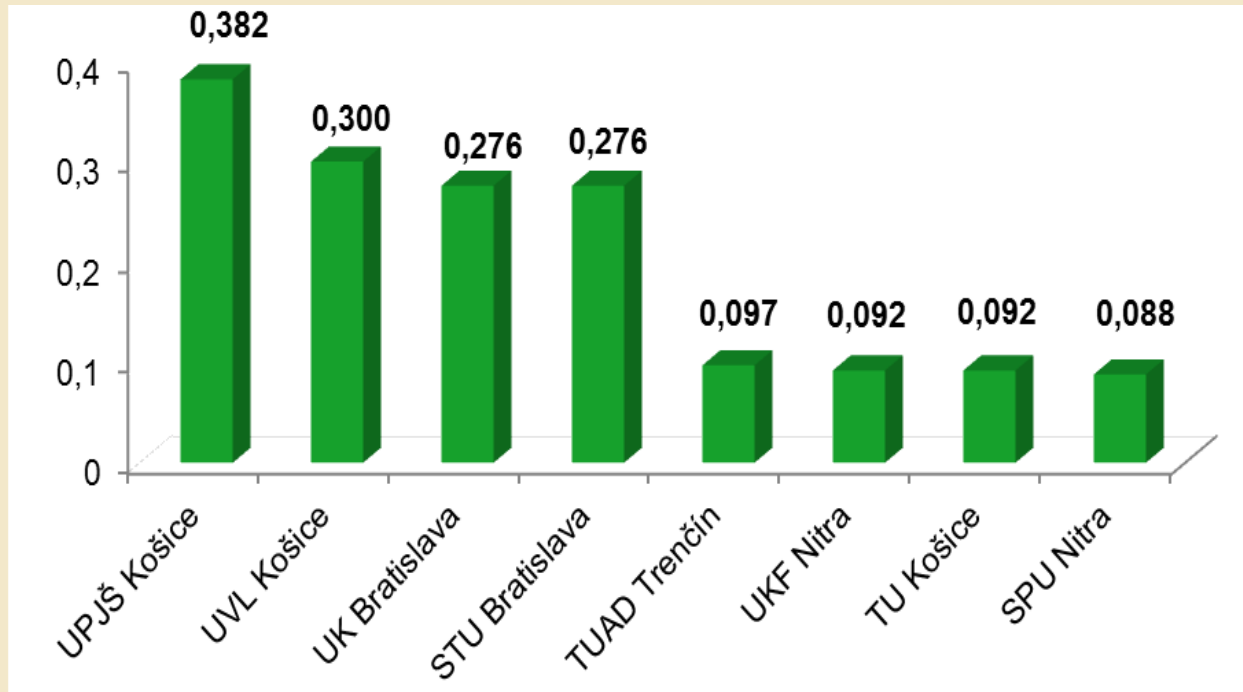
A1: 6-7 k€; A2: 5-6 k€; B: 4-5 k€; C: 0.05-0.04 k€

State subsidy, number of publications and income from published output between 2008-2011



Increasing weight of the publication output resulted in the increasing income of UPJŠ

Ranking of the Slovak universities based on the number of papers published in CCC type journals per one lecturer/researcher



Data taken from [1]

[1] Rozpis dotácií zo štátneho rozpočtu verejným vysokým školám na rok 2010 (<http://www.minedu.sk/index.php?lang=sk&rootId=5528>).

5. Publication output and citations in qualification growth of lecturers

- **Publications and citations are important for the habilitation (associate professor status) and inauguration (full professor status) procedures [1,2];**
- **The candidates have to fulfill defined minimum values of scientometric criteria;**
- **The criteria vary upon the research area of the candidate;**
- **The quantitative criteria are approved by the Scientific Board of the university [3];**
- **Criteria may vary from university to university but they have to be accredited by the Accreditation Committee.**

[1] Vyhláška MŠ SR č. 6/2005 Z. z. z 8.12.2004 o postupe získavania vedecko-pedagogických titulov alebo umelecko-pedagogických titulov docent a profesor;

[2] Rozhodnutie MINISTERSTVO ŠKOLSTVA SLOVENSKEJ REPUBLIKY z 5. júna 2008;

[3] Kritériá na získanie vedecko-pedagogických titulov docent a profesor

Examples of selected criteria for habilitation procedure:

| | CHEMISTRY BIOLOGY | LAW |
|------------------------------------|------------------------------|------------|
| Textbook | 1 | 1 |
| Monograph | * | 1 |
| Research papers | 25 (or 15 CC) | 22 |
| Papers in CCC type journals | 10 | * |
| Citations | 22 | 10 |
| Citations in WoK/SCOPUS | 15 | * |
| Research grants | 2 | 2 |

* not required

Examples of selected criteria for inauguration procedure:

| | CHEMISTRY BIOLOGY | LAW |
|------------------------------------|------------------------------|------------|
| Textbook | 3 | 1 |
| Monograph | 1 | 2 |
| Research papers | 50 | 44 |
| Papers in CCC type journals | 30 | 1 |
| Citations | 65 | 35 |
| Citations in WoK/SCOPUS | 40 | * |
| Head of research grants | 2 | 3 |

* not required

6. Further activities in which the number and quality of publications and citations play an important role

- **Accreditation of study program - guarantors required :**
bachelor level – assoc. professor;
master level – full professor;
doctoral level – full professor and two assoc. professors;
- **Accreditation of the rights for habilitation and inaugurations - guarantors required: full professor and two assoc. professors**
- **Financial support from grant agencies: no previous publications = no grant**
- **International ranking agencies, e.g. SCIMAGO LAB based on SCOPUS (UPJŠ: 3rd place in Slovakia)**
(http://www.scimagoir.com/pdf/sir_2012_world_report.pdf)
- **Home ranking and rating agency ARRA (<http://arra.sk/>)**

7. Conclusions

1. **Scientometric criteria, especially publication output, play an important role in the life of the public universities in Slovakia**
2. **National and university databases are essential because the international databases do not cover all publications especially in the field of arts and humanities.**
3. **It is desirable to rise the impact of the publication output in direct state subsidy because it reflects the quality of the scientific work and its recognition.**

Acknowledgement

I wish to thank the Conference Organizing Committee for their kind invitation and for the opportunity to give this presentation.

Thank you very much for your attention!