



národní
úložiště
šedé
literatury

Vývoj indexů cen výrobců - 3. čtvrtletí 2016

Český statistický úřad
2016

Dostupný z <http://www.nusl.cz/ntk/nusl-320453>

Dílo je chráněno podle autorského zákona č. 121/2000 Sb.

Tento dokument byl stažen z Národního úložiště šedé literatury (NUŠL).

Datum stažení: 19.04.2018

Další dokumenty můžete najít prostřednictvím vyhledávacího rozhraní nusl.cz .

ANALYSIS

October 17, 2016

PRODUCER PRICE INDICES IN Q3 2016

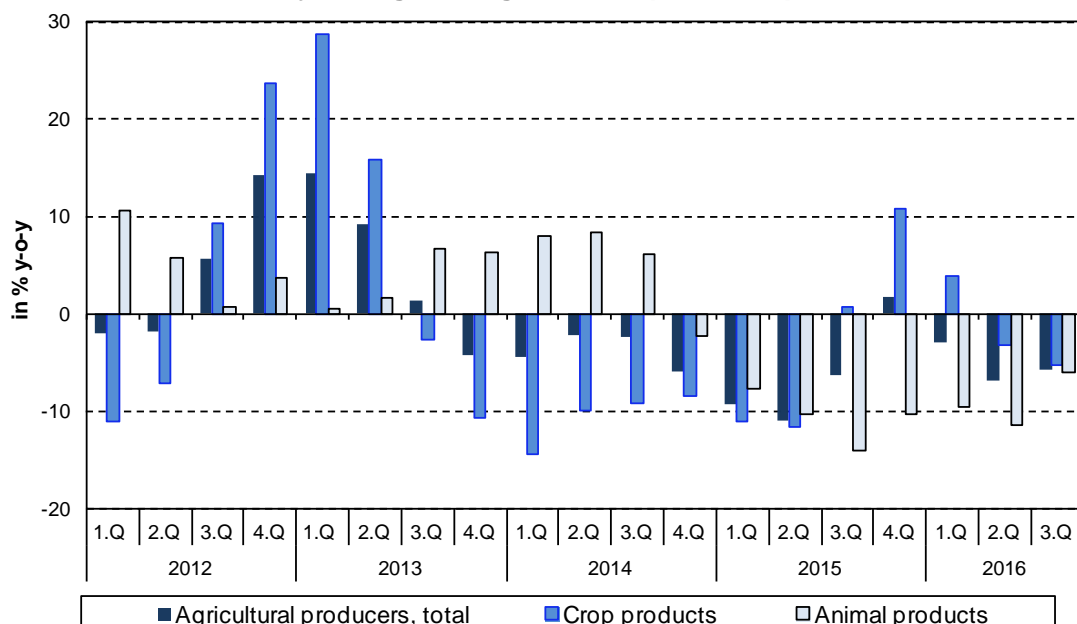
In Q3 2016, compared to Q2 2016, agricultural producer prices stayed unchanged. Construction work prices, according to an estimate and industrial producer prices were both higher by 0.3%. Prices of market services fell by 0.9%.

In comparison with Q3 2015, prices of agricultural producers fell by 5.7% and prices of industrial producers went down by 3.2% in Q3 2016. Construction work prices, according to an estimate increased by 1.0%. Prices of market services also went up by 0.2%.

Compared to Q2 2016, agricultural producer prices stayed unchanged in Q3 2016. Decreasing were prices of fresh vegetables (-18.1%), milk (-6.3%), eggs (-5.4%), cereals (-4.1%), oil plants (-3.7%), poultry (-2.4%). Increasing were prices of pigs for slaughter by 20.7%.

Prices of agricultural producers in Q3 2016 compared to Q3 2015 decreased by 5.7%. Prices of crop products fell by 5.3% and prices of animal products were lower by 6.0%. Lower prices in crop products were mainly affected by prices of cereals (-12.3%), fresh vegetables (-9.0%), potatoes (-4.7%) and oil plants (-4.1%). Higher were prices of fruit by 7.4%. Among animal products prices decreases were recorded in milk (-16.0%), eggs (-10.0%) and cattle for slaughter (-2.4%). Prices of pigs for slaughter went up by 6.7%.

Y-o-y changes of agricultural producer prices



Information Services Unit – Headquarters

Are you interested in the latest data connected with inflation, GDP, population, wages and much more?

You can find them on pages of the Czech Statistical Office on the Internet: www.czso.cz

tel: +420 274 052 304, e-mail: infoservis@czso.cz

ANALYSIS

In comparison with Q2 2016, prices of industrial producers increased by 0.3% in Q3 2016. Prices were higher in 'coke, refined petroleum products'. Prices rose in 'basic metals, fabricated metal products' (+1.3%), 'mining and quarrying' (+0.5%) and 'food products, beverages, tobacco' (+0.4%). Prices decreased in 'transport equipment', 'chemicals and chemical products' and 'wood, wood products, paper, printing' (all -0.2%).

Industrial producer price indices (previous quarter = 100)

Code	Name	2015	2016		
		Q4	Q1	Q2	Q3
	TOTAL	98,8	97,5	100,3	100,3
B	Mining and quarrying	99,5	94,6	99,5	100,5
C	Manufactured products	98,3	97,9	100,4	100,3
CA	Food products, beverages, tobacco	99,1	99,2	98,7	100,4
CB	Textiles, clothes, leather and leather products	100,1	99,7	100,1	100,0
CC	Wood, wood product, paper, printing	100,0	99,8	99,7	99,8
CD	Coke, refined petroleum products	i.d.	i.d.	i.d.	i.d.
CE	Chemicals and chemical products	94,3	98,2	99,0	99,8
CF	Basic pharmaceutical products	99,5	100,7	100,3	100,0
CG	Rubber and plastic prod., other non-metallic min. prod.	99,7	99,6	99,8	99,9
CH	Basic metals, fabricated metal products	98,2	98,0	99,5	101,3
CI	Computer, electronic and optical products	100,1	100,4	99,7	100,3
CJ	Electrical equipments	99,2	99,1	99,7	100,2
CK	Machinery and equipment n.e.c.	99,8	100,4	99,7	100,1
CL	Transport equipment	99,9	99,0	99,6	99,8
CM	Furniture, other manufactured product	100,2	99,9	100,5	100,2
D	Electricity, gas, steam and air conditioning	100,1	96,0	99,9	100,0
E	Water supply, sewerage, waste manag. and rem. serv.	100,0	100,5	101,1	100,0

Note: i.d. - individual data

Prices of industrial producers decreased in Q3 2016 by 3.2% y-o-y. Prices went down especially in 'coke, refined petroleum products'. Prices were lower in 'chemicals and chemical products' (-8.4%), 'mining and quarrying' (-5.8%) and 'electricity, gas, steam and air conditioning' (-4.1%). Prices fell in 'food products, beverages, tobacco' (-2.6%). Prices increased in 'water supply, sewerage, waste management and remediation services' (+1.6%), 'furniture, other manufactured products' (+0.7%) and 'computer, electronic and optical products' (+0.6%).

Information Services Unit – Headquarters

Are you interested in the latest data connected with inflation, GDP, population, wages and much more?

You can find them on pages of the Czech Statistical Office on the Internet: www.czso.cz

tel: +420 274 052 304, e-mail: infoservis@czso.cz

ANALYSIS
Industrial producer price indices

Code	Name	Corresponding period of the previous year = 100				
		2016				
		Q2	July	August	September	Q3
	TOTAL	95,4	96,0	96,6	97,6	96,8
B	Mining and quarrying	92,9	93,4	94,0	95,1	94,2
C	Manufactured products	95,2	96,0	96,8	98,0	96,9
CA	Food products, beverages, tobacco	96,9	96,9	97,5	98,0	97,4
CB	Textiles, clothes, leather and leather products	100,4	100,2	99,6	99,8	99,9
CC	Wood, wood product, paper, printing	99,0	99,3	99,3	99,3	99,3
CD	Coke, refined petroleum products	i.d.	i.d.	i.d.	i.d.	i.d.
CE	Chemicals and chemical products	88,8	88,4	90,6	96,0	91,6
CF	Basic pharmaceutical products	100,0	100,1	100,4	100,8	100,4
CG	Rubber and plastic products, other non-metallic min. products	99,1	99,0	99,0	99,0	99,0
CH	Basic metals, fabricated metal products	94,7	96,6	97,1	97,5	97,1
CI	Computer, electronic and optical products	99,5	100,4	100,7	100,6	100,6
CJ	Electrical equipments	96,8	97,5	98,3	98,5	98,1
CK	Machinery and equipment n.e.c.	99,8	100,1	100,0	100,0	100,0
CL	Transport equipment	97,8	98,1	98,1	98,2	98,2
CM	Furniture, other manufactured products	100,5	100,7	100,8	100,7	100,7
D	Electricity, gas, steam and air conditioning	95,9	96,0	96,0	95,9	95,9
E	Water supply, sewerage, waste manag. and remediation serv.	101,6	101,6	101,6	101,6	101,6

Note: i.d. - individual data

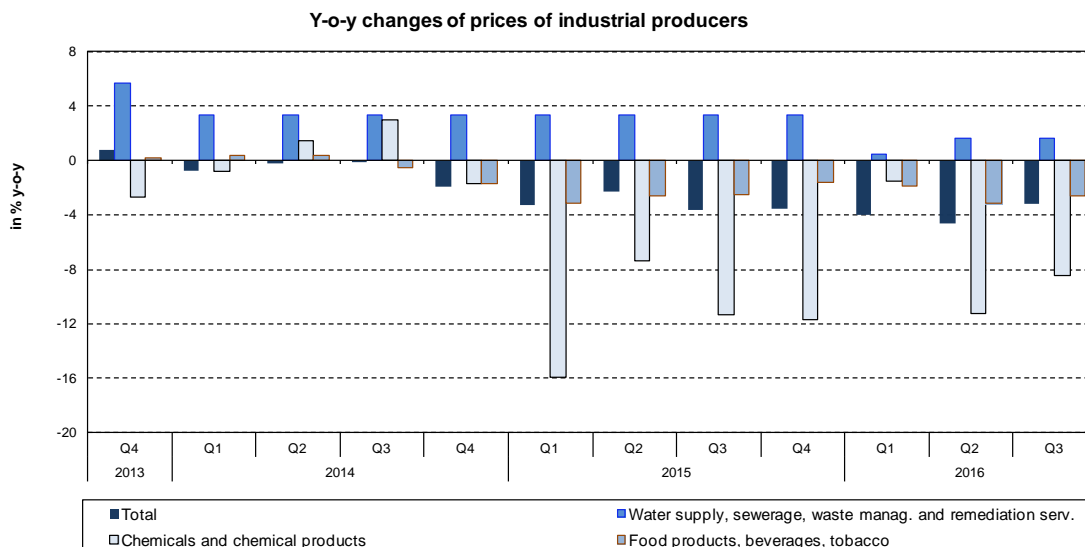
Information Services Unit – Headquarters

Are you interested in the latest data connected with inflation, GDP, population, wages and much more?

You can find them on pages of the Czech Statistical Office on the Internet: www.czso.cz

tel: +420 274 052 304, e-mail: infoservis@czso.cz

ANALYSIS



According to an estimate, **construction work** prices in **Q3 2016** compared to **Q2 2016** (after specification) were higher by 0.3%, prices of construction material input grew by 0.5%.

According to an estimate, **construction work** prices in **Q3 2016** compared to the **corresponding period of 2015 (after specification)** rose by 1.0%, prices of construction material input fell by 1.0%.

In comparison to Q2 2016, prices of **market services** went down by 0.9% in **Q3 2016**. Lower were especially prices of ‘advertising and market research services’ (-9.4%) and ‘architectural and engineering services’ (-1.1%). Higher were prices of ‘postal and courier services’ by 1.8%. Prices of market services excluding advertising services fell by 0.1%.

In Q3 2016, prices of **market services** rose by 0.2% in total compared to **Q3 2015**. Price increases were recorded in ‘postal and courier services’ (+5.6%), ‘advertising and market research services’ (+2.8%) and ‘architectural and engineering services’ (+0.4%). Lower prices were in ‘insurance services’ (-3.4%), ‘rental and leasing services’ (-2.2%) and ‘land transport services and transport services via pipelines’ (-1.0%). Prices of market services excluding advertising services stayed unchanged.

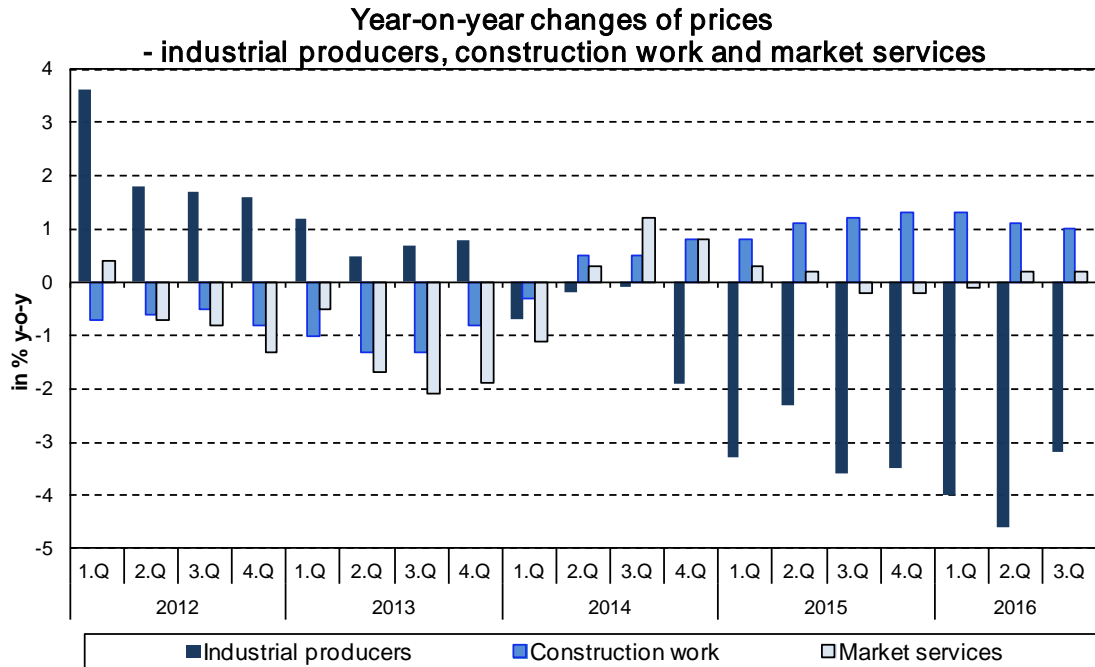
Information Services Unit – Headquarters

Are you interested in the latest data connected with inflation, GDP, population, wages and much more?

You can find them on pages of the Czech Statistical Office on the Internet: www.czso.cz

tel: +420 274 052 304, e-mail: infoservis@czso.cz

ANALYSIS



Text not edited for language.

Contact:

Ing. Miloslav Beranek

E-mail: miloslav.beranek@czso.cz

Phone: (+420) 274 052 665